


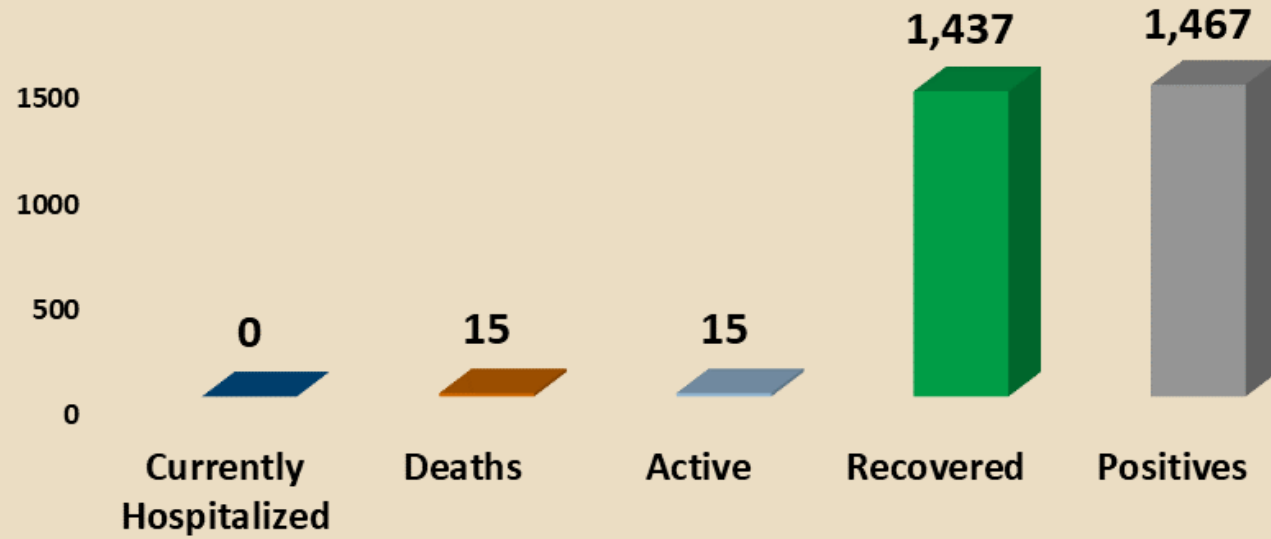


EBCI COVID-19 DATA UPDATED JULY 21, 2021

Updated Every Wednesday



Total Positive COVID-19 Patient Outcomes Updated July 21, 2021



Since Noon July 14, 2021

New Hospitalizations = 0
New Deaths = 0
New Recovered = 6
New Positives = 12
New Negatives = 124

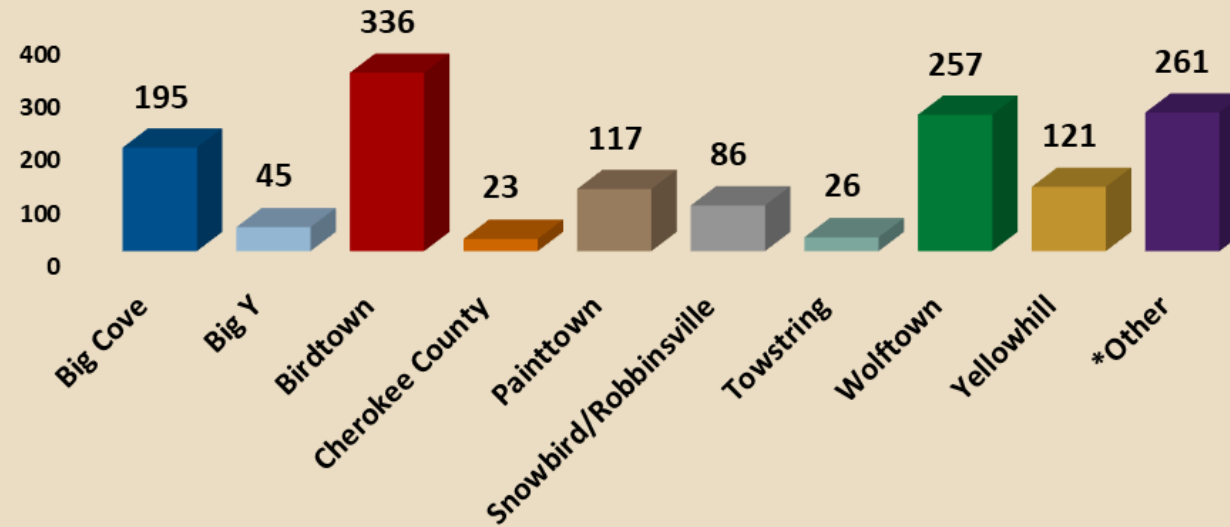
Testing Data

Total Tests Administered = 26,818
Total Negative Tests = 25,319
Pending Tests = 32

Revised December 2, 2020



Total COVID-19 Positive Patients by Community Updated July 21, 2021



Since Noon July 14, 2021

Big Cove = 1

Big Y = 0

Birdtown = 1

Cherokee Co. = 2

Painttown = 1

Snowbird = 3

Towstring = 0

Wolftown = 0

Yellowhill = 2

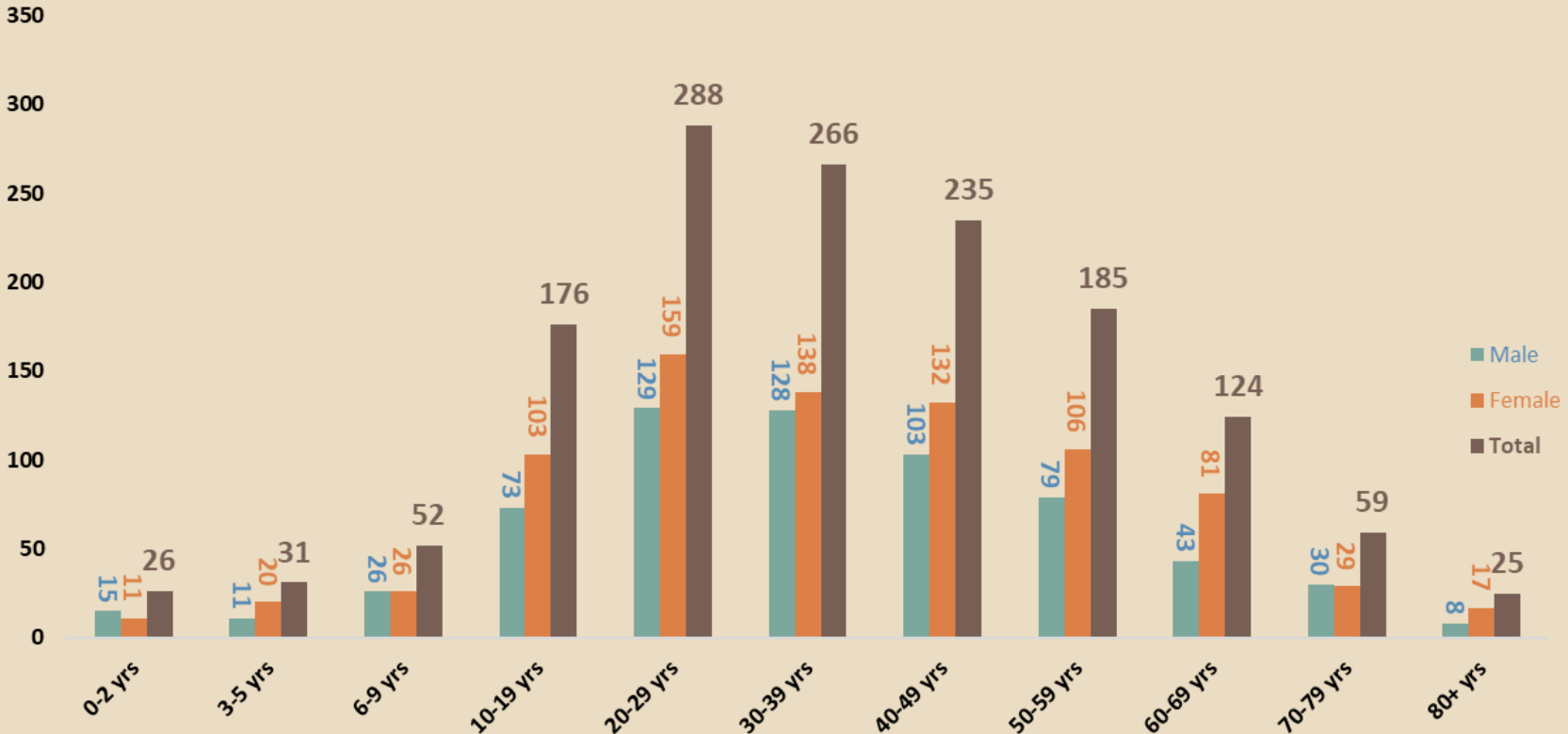
Other = 2

**Other includes positives residing outside listed communities or those who did not report community.*

Revised October 23, 2020



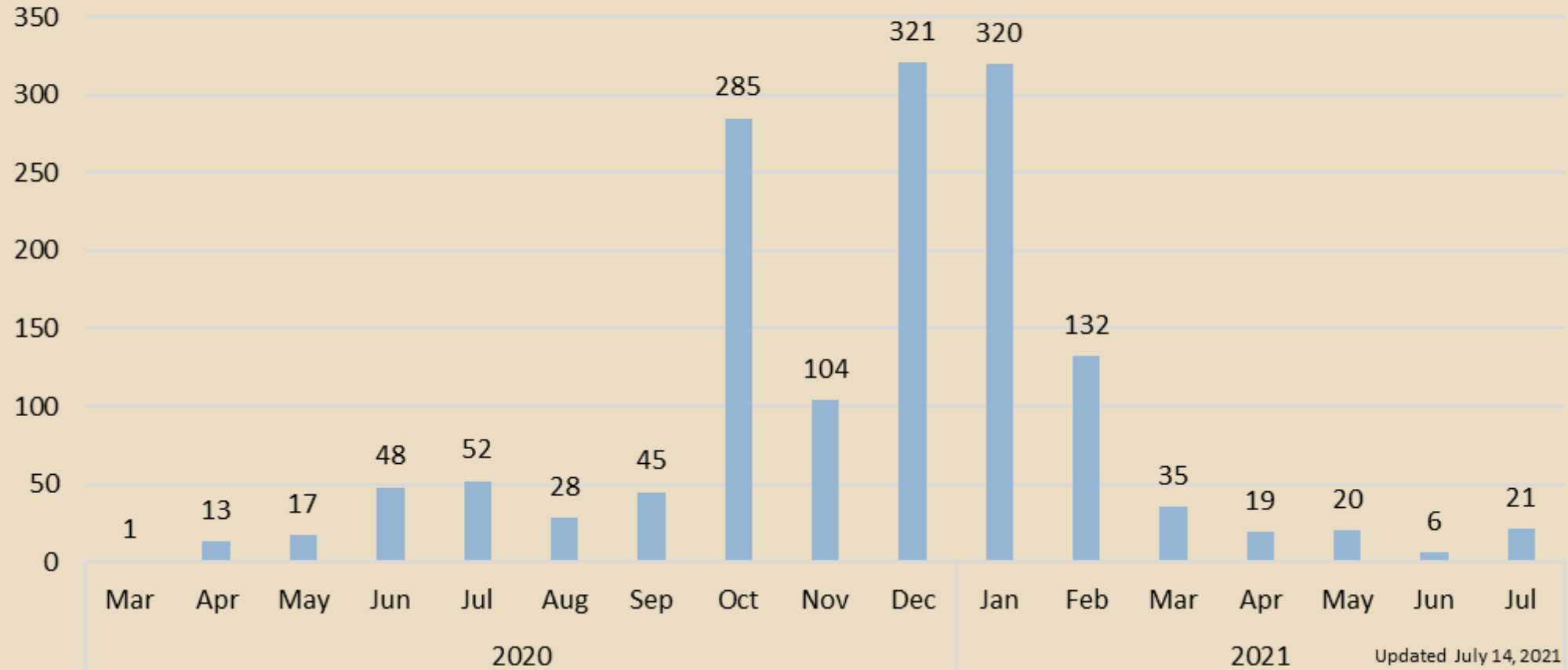
COVID-19 Positive Patients by Age Group And Gender Updated July 21, 2021



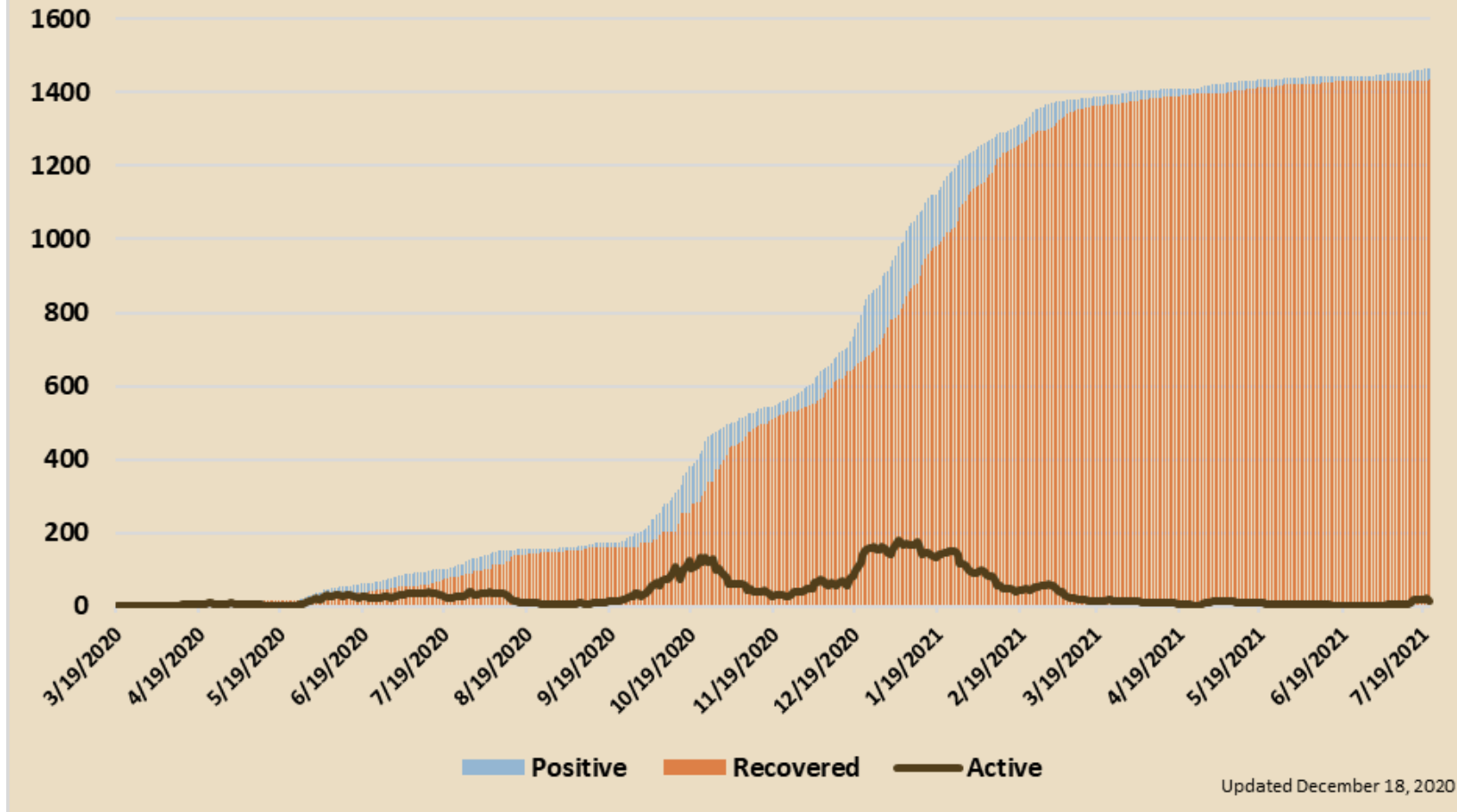
Updated July 14, 2021



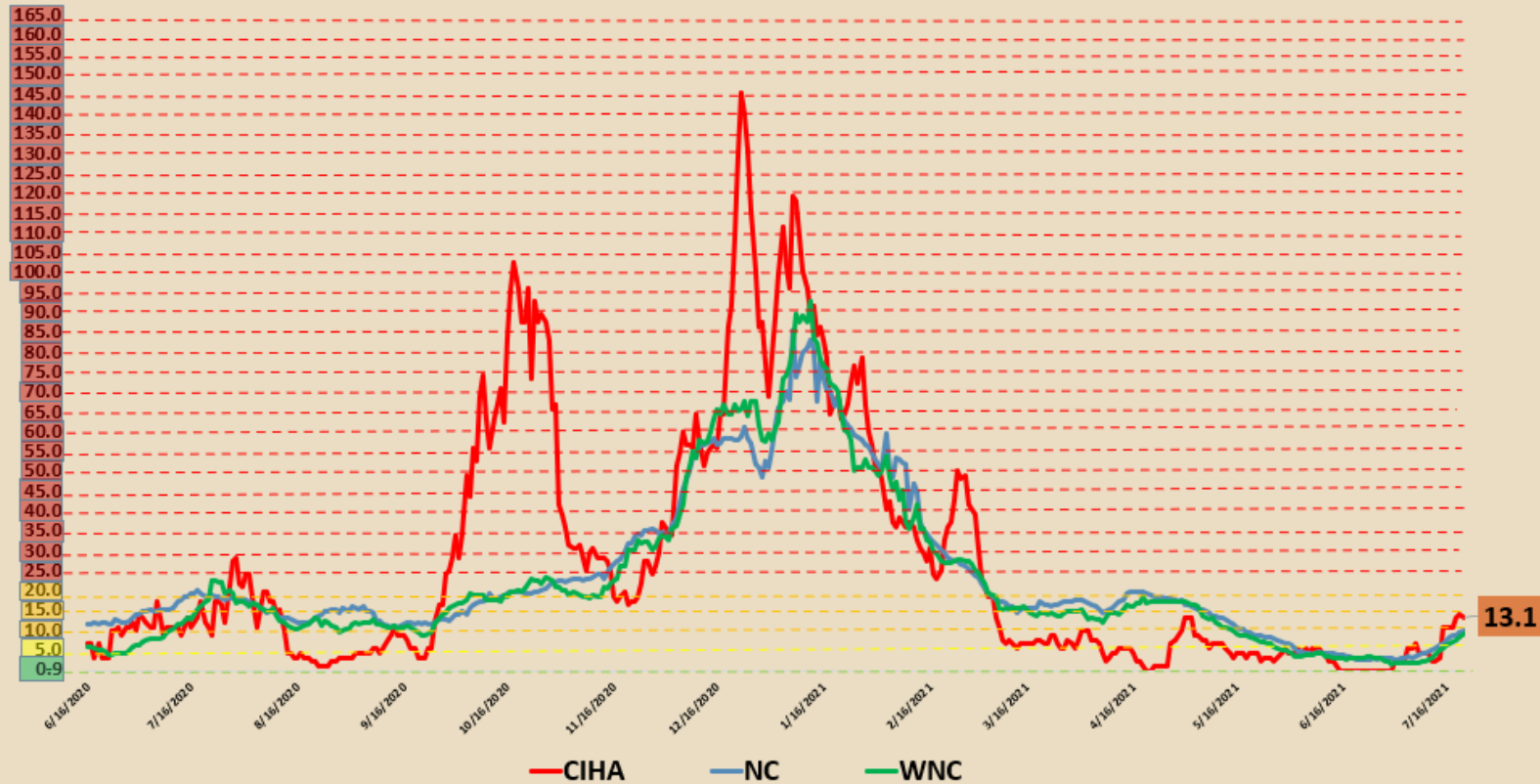
COVID-19 Positive Cases by Month As of July 21, 2021



Total Positive, Total Recovered, and Current Active Cases Updated July 21, 2021



COVID-19 Daily New Reported Cases per 100,000 (7 day rolling average) CIHA, WNC, NC Updated July 21, 2021



COVID Risk Levels

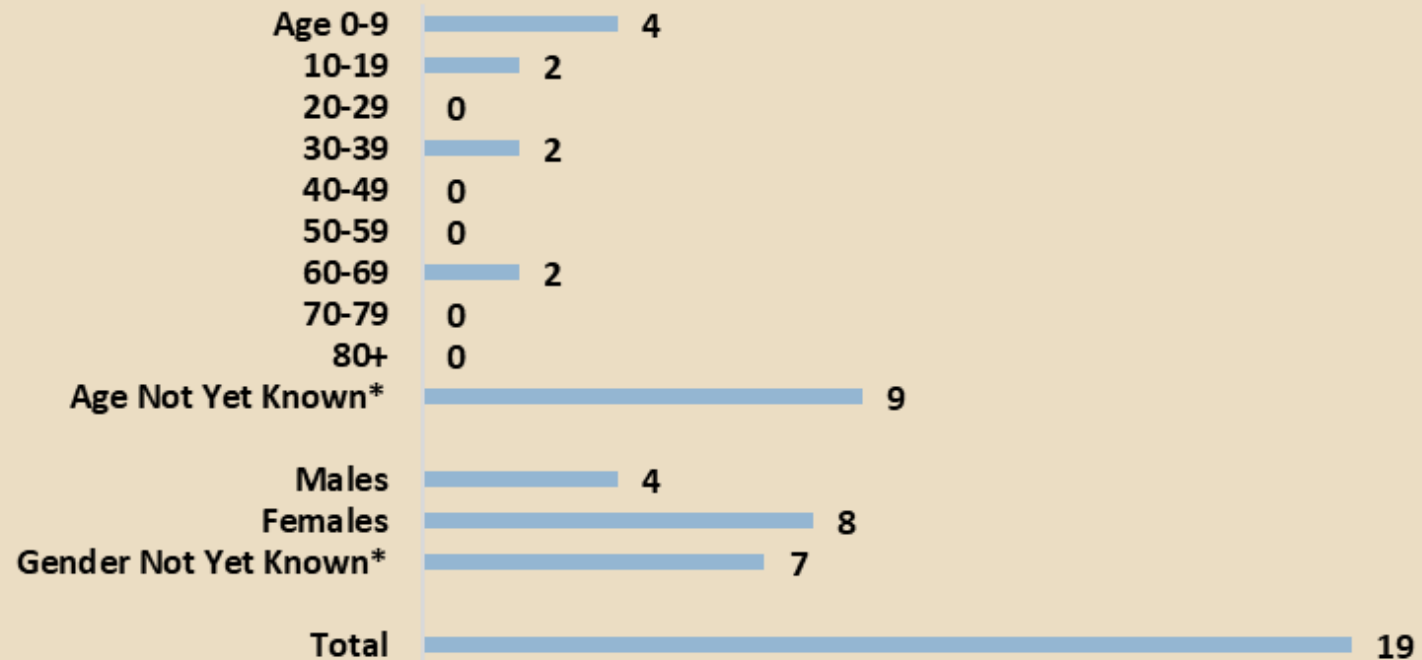
- Green**= TAKE EVERYDAY COVID-19 PRECAUTIONS. Less than 1 case per 100,000 on a 7 day rolling average.
- Yellow**= INCREASE EFFORTS TO LIMIT PERSONAL EXPOSURE. 1-9 cases per 100,000 on a 7 day rolling average.
- Orange**= LIMIT EVERYDAY ACTIVITIES TO INCREASE SAFETY. 10-24 cases per 100,000 on a 7 day rolling average.
- Red**= TAKE STRONG MEASURES TO LIMIT ALL CONTACT. 25+ cases per 100,000 on a 7 day rolling average.

Revised December 23, 2020



Direct Contacts That Are Currently Being Monitored and Under Home Quarantine

Updated July 21, 2021



*Not yet knowns may be recently added contacts or contacts that declined to provide certain information.

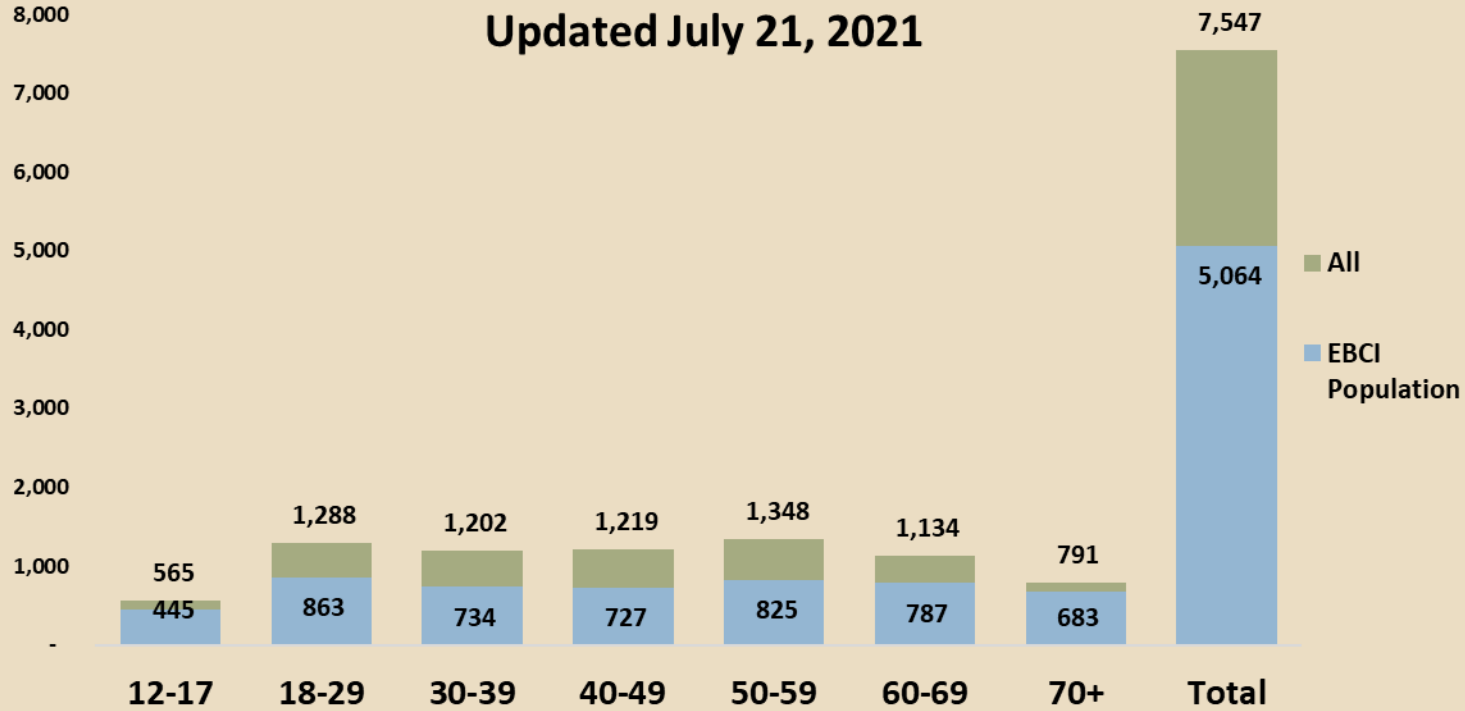
Created October 7, 2020



EBCI COVID-19 Vaccination Data

Number of People That Have Received at Least One Shot by Age Group

Updated July 21, 2021



*This vaccination data represents all COVID-19 vaccines administered by Cherokee Indian Hospital and EBCI Public Health and Human Services.

**Pfizer and Moderna COVID-19 vaccines are given in a two shot series. For Pfizer, the second shot is given 3 weeks after the first shot. For Moderna, the second shot is given 4 weeks after the first shot.

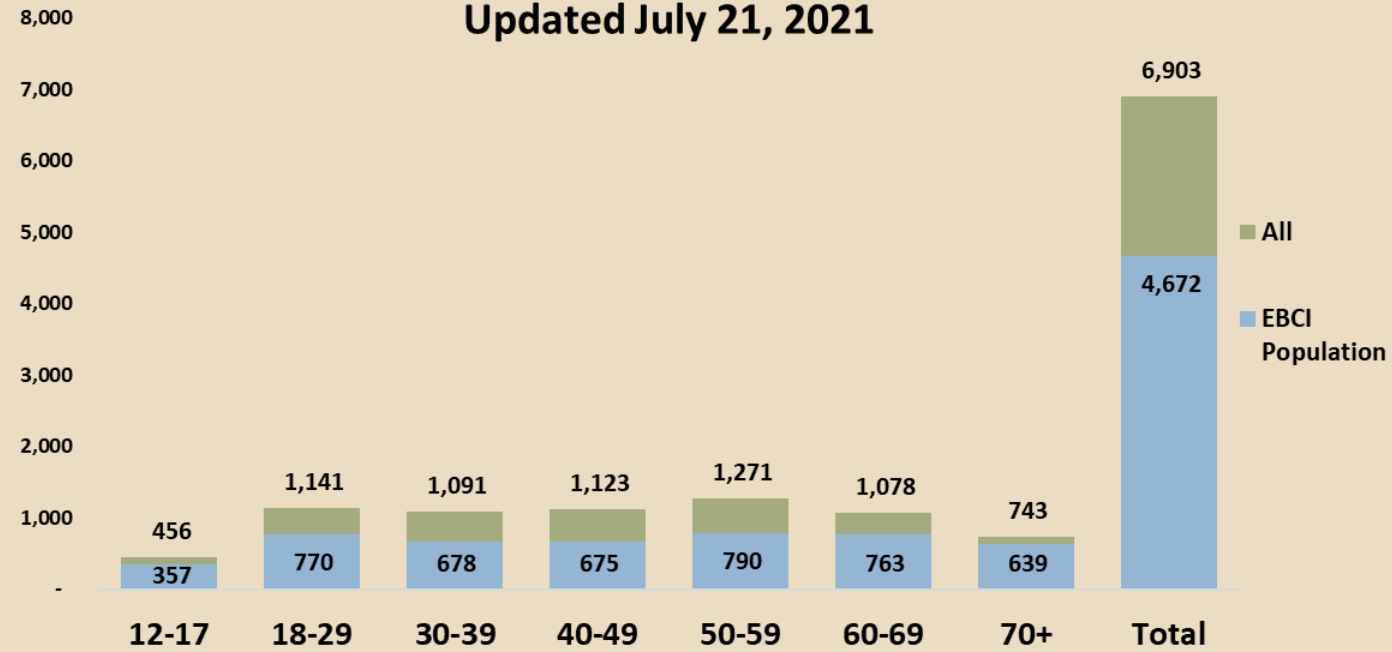
*** Johnson & Johnson is a one shot vaccine and is included in both "Received at Least On Shot" and "Fully Vaccinated" charts.

****EBCI population is based on Cherokee Indian Hospital's American Indian and Alaskan Native active user population that live on Haywood, Jackson, Swain, Graham, and Cherokee Counties. EBCI population as of 5/3/2021 = 11,482.

Updated May 6, 2021



EBCI COVID-19 Vaccination Data Number of People That Are Fully Vaccinated by Age Group Updated July 21, 2021



Total Shots Given: 14,235

*This vaccination data represents all COVID-19 vaccines administered by Cherokee Indian Hospital and EBCI Public Health and Human Services.

**Pfizer and Moderna COVID-19 vaccines are given in a two shot series. For Pfizer, the second shot is given 3 weeks after the first shot. For Moderna, the second shot is given 4 weeks after the first shot.

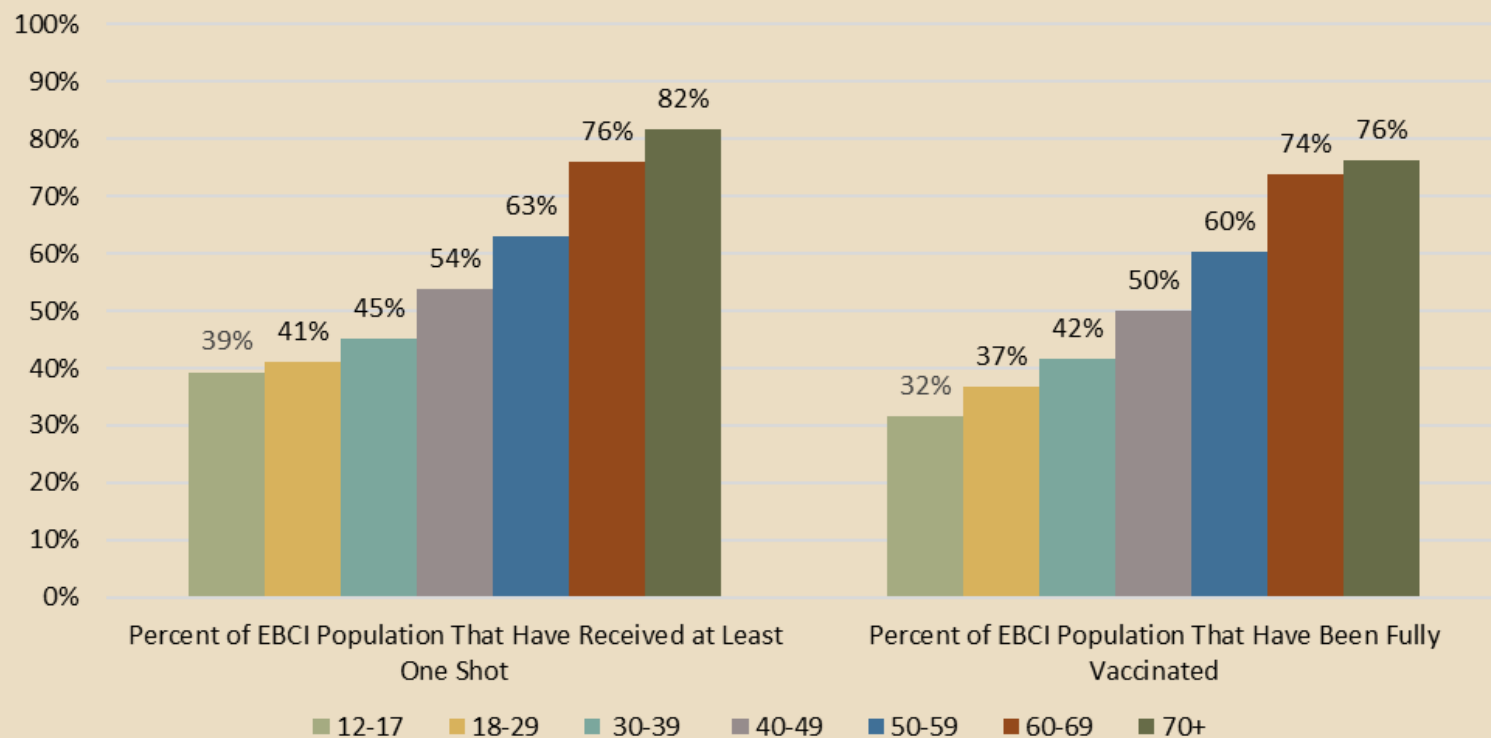
*** Johnson & Johnson is a one shot vaccine and is included in both "Received at Least On Shot" and "Fully Vaccinated" data.

****EBCI population is based on Cherokee Indian Hospital's American Indian and Alaskan Native active user population that live on Haywood, Jackson, Swain, Graham, and Cherokee Counties. EBCI population as of 5/3/2021 = 11,482.

Updated May 6, 2021



Current Percent of Population COVID-19 Vaccinated by Age Group Updated July 21, 2021

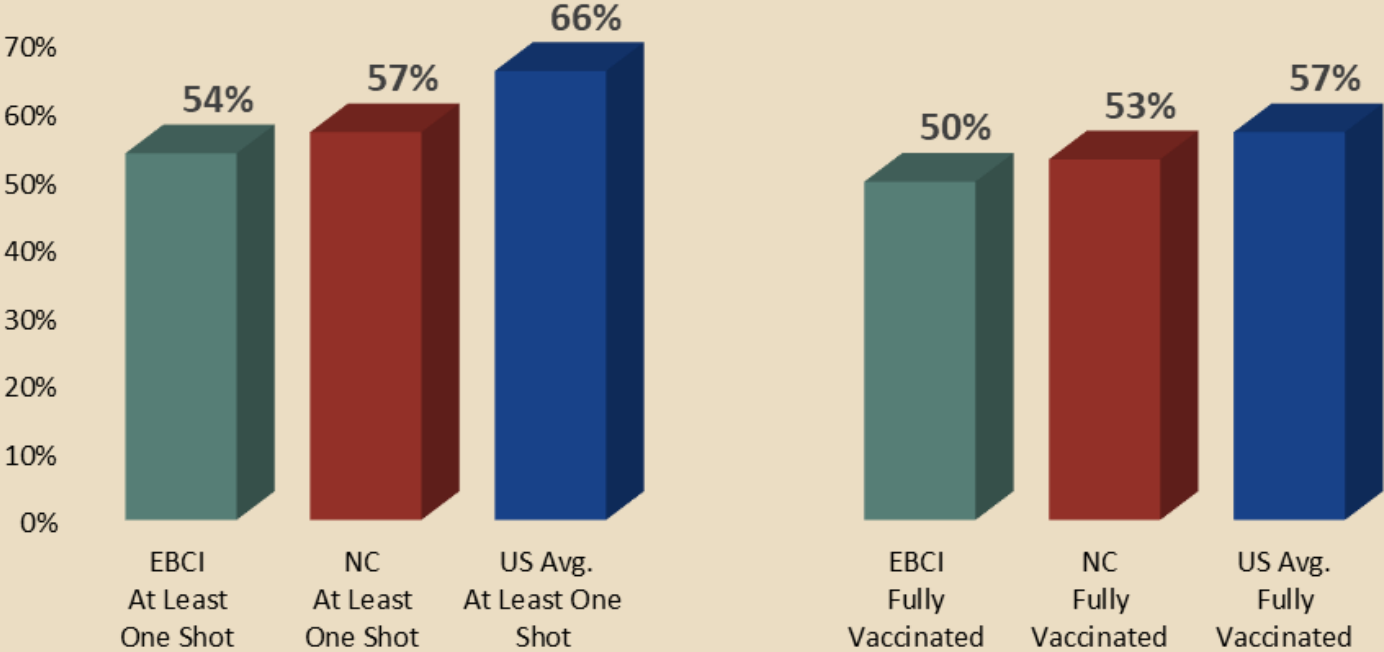


*EBCI vaccination data represents all American Indians and Alaskan Natives that have been vaccinated through Cherokee Indian Hospital or EBCI Public Health and Human Services.
 **Pfizer and Moderna COVID-19 vaccines are given in a two shot series. For Pfizer, the second shot is given 3 weeks after the first shot. For Moderna, the second shot is given 4 weeks after the first shot.
 ***EBCI population is based on Cherokee Indian Hospital's American Indian and Alaskan Native active user population that live on Haywood, Jackson, Swain, Graham, and Cherokee Counties. EBCI population as of 5/3/2021 = 11,482.

Updated May 6, 2021



Current Percent of 12+ Population COVID-19 Vaccinated Updated July 21, 2021

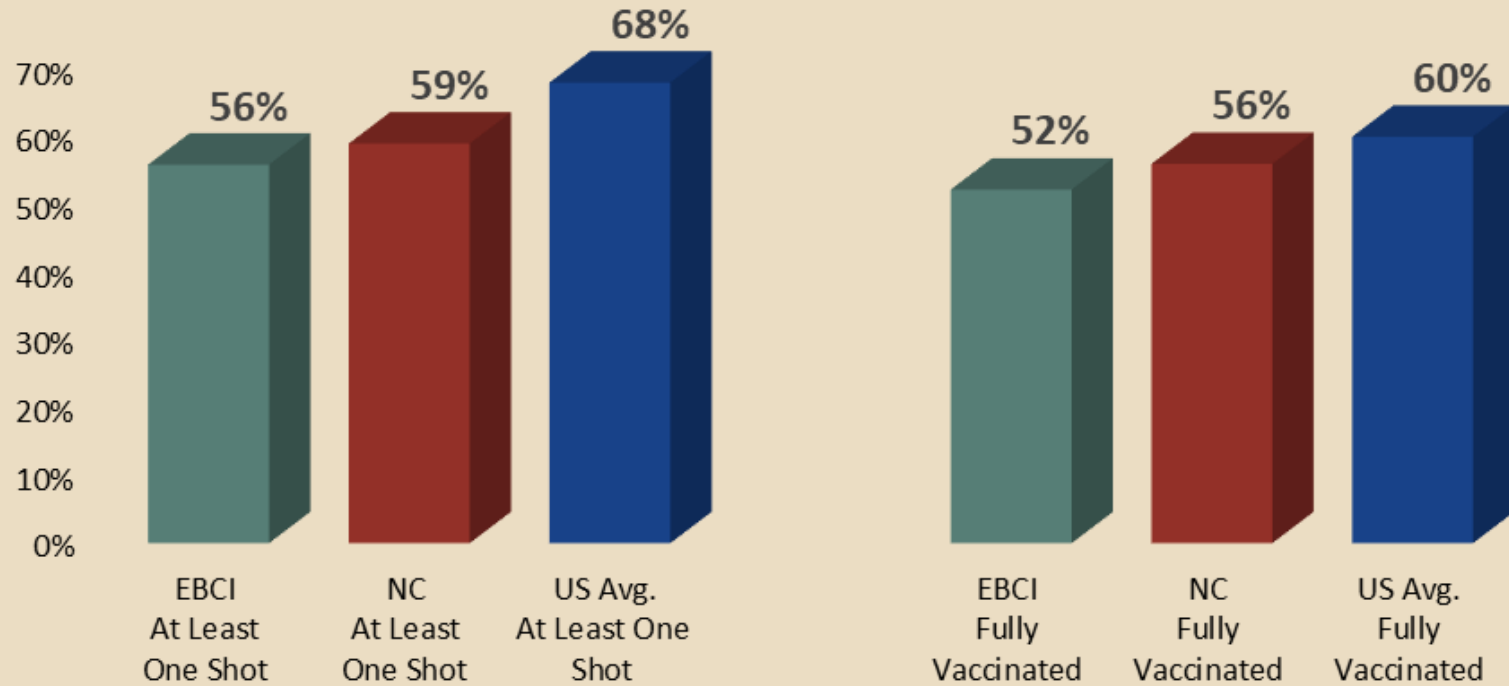


*EBCI vaccination data represents all American Indians and Alaskan Natives that have been vaccinated through Cherokee Indian Hospital or EBCI Public Health and Human Services.
**Pfizer and Moderna COVID-19 vaccines are given in a two shot series. For Pfizer, the second shot is given 3 weeks after the first shot. For Moderna, the second shot is given 4 weeks after the first shot.
***EBCI population is based on Cherokee Indian Hospital's American Indian and Alaskan Native active user population that live on Haywood, Jackson, Swain, Graham, and Cherokee Counties. EBCI population as of 5/3/2021 = 11,482.

Created June 28, 2021



Current Percent of 18+ Population COVID-19 Vaccinated Updated July 21, 2021

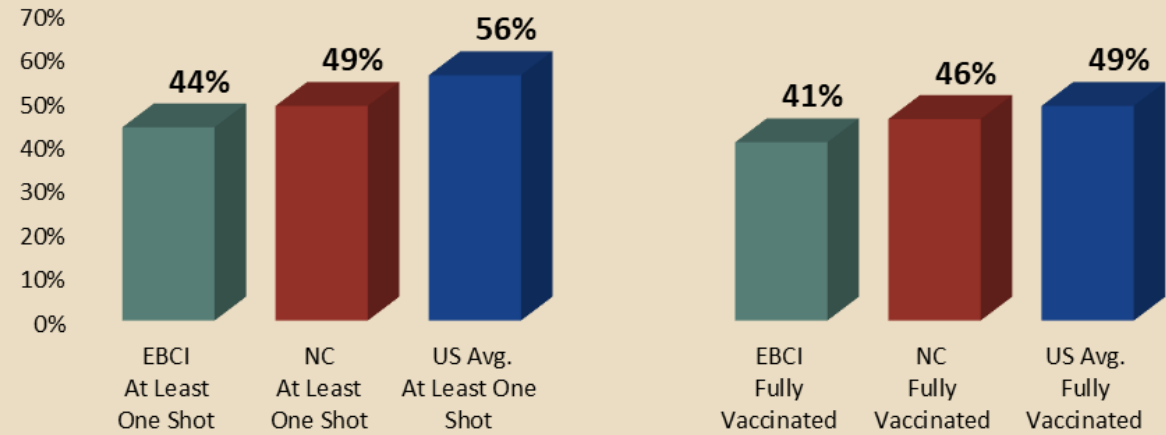


*EBCI vaccination data represents all American Indians and Alaskan Natives that have been vaccinated through Cherokee Indian Hospital or EBCI Public Health and Human Services.
**Pfizer and Moderna COVID-19 vaccines are given in a two shot series. For Pfizer, the second shot is given 3 weeks after the first shot. For Moderna, the second shot is given 4 weeks after the first shot.
***EBCI population is based on Cherokee Indian Hospital's American Indian and Alaskan Native active user population that live on Haywood, Jackson, Swain, Graham, and Cherokee Counties. EBCI population as of 5/3/2021 = 11,482.

Created May 6, 2021



Current Percent of Population COVID-19 Vaccinated Updated July 21, 2021



Percent of EBCI Population That Received At Least One Shot by Community

3200 Acre Tract = 58%	Snowbird/Robbinsville = 24%
Big Cove/Towstring = 50%	Wolftown = 50%
Big Y = 55%	Yellowhill = 50%
Birdtown = 46%	Other in the 5 County Area = 38%
Cherokee Co. = 32%	Total = 44%
Painttown = 52%	

*EBCI vaccination data represents all American Indians and Alaskan Natives that have been vaccinated through Cherokee Indian Hospital or EBCI Public Health and Human Services.
 **Pfizer and Moderna COVID-19 vaccines are given in a two shot series. For Pfizer, the second shot is given 3 weeks after the first shot. For Moderna, the second shot is given 4 weeks after the first shot.
 ***EBCI population is based on Cherokee Indian Hospital's American Indian and Alaskan Native active user population that live on Haywood, Jackson, Swain, Graham, and Cherokee Counties. EBCI population as of 5/3/2021 = 11,482.

Updated July 13, 2021

