


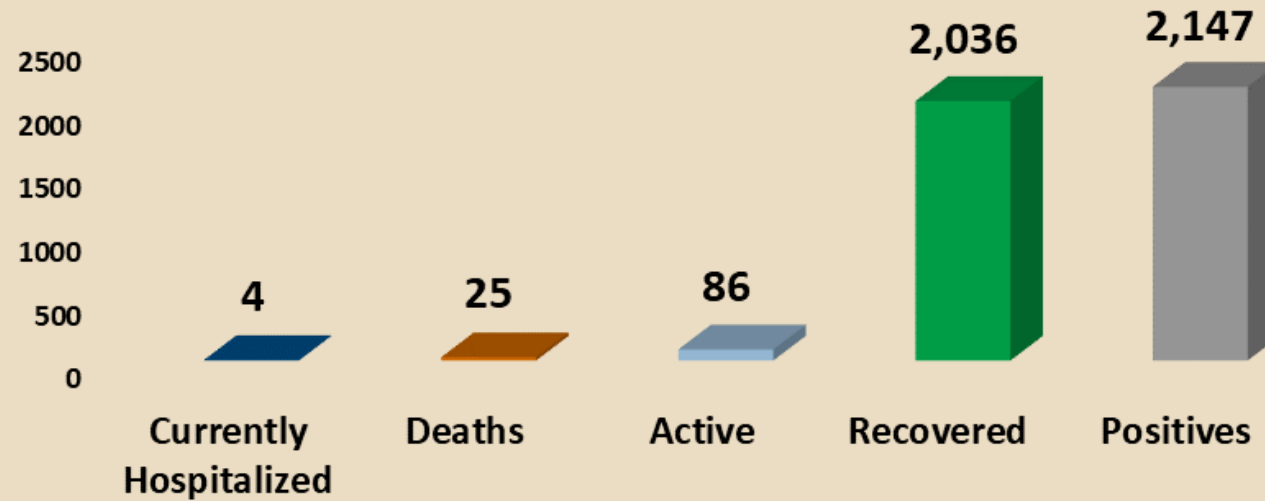


EBCI COVID-19 DATA UPDATED OCTOBER 6, 2021

Updated Every Wednesday



Total Positive COVID-19 Patient Outcomes Updated October 6, 2021



Since Noon Sept 29, 2021

New Hospitalizations = 0
New Deaths = 0
New Recovered = 63
New Positives = 30
New Negatives = 350

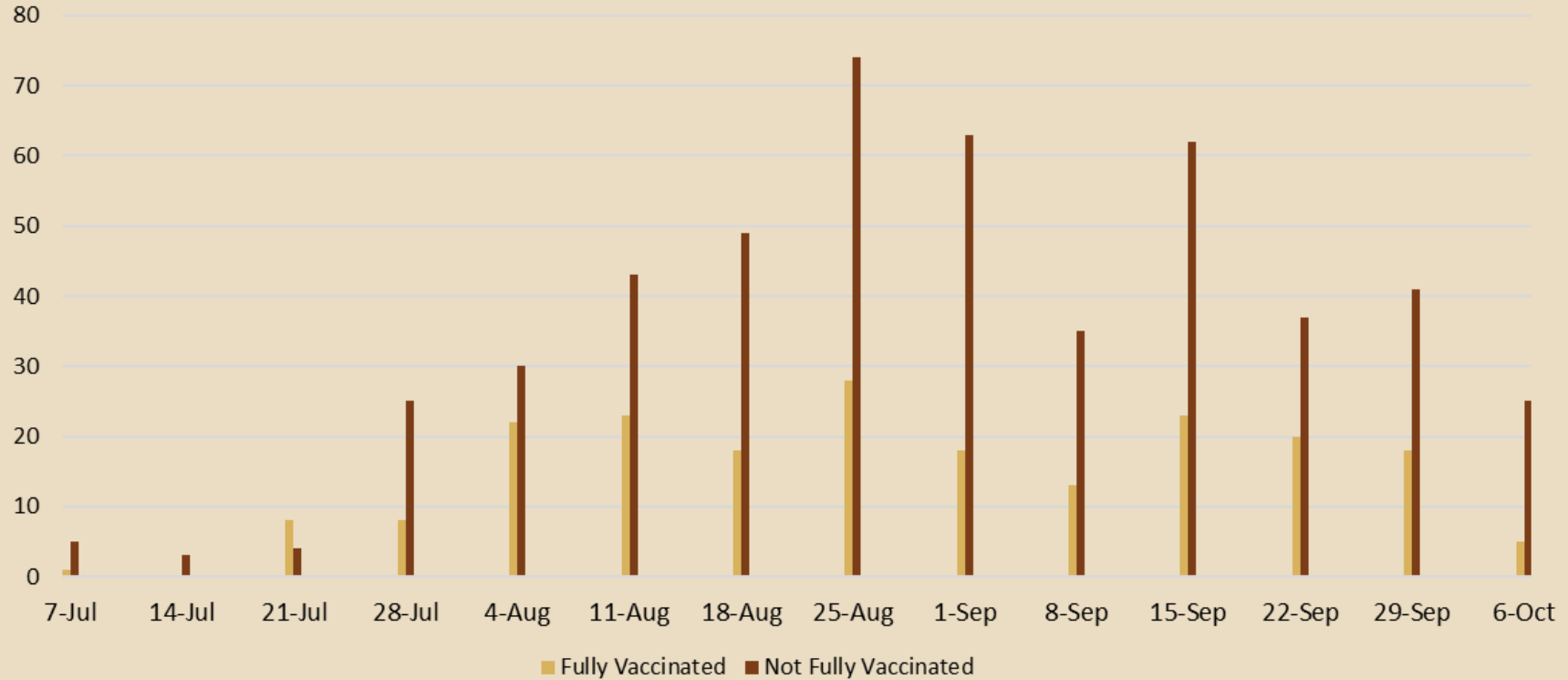
Testing Data

Total Tests Administered = 34,399
Total Negative Tests = 32,127
Pending Tests = 125

Revised December 2, 2020



Vaccination Status of COVID-19 Positive Patients Updated October 6, 2021



Since July 1st, 2021, Total Positives = **701**

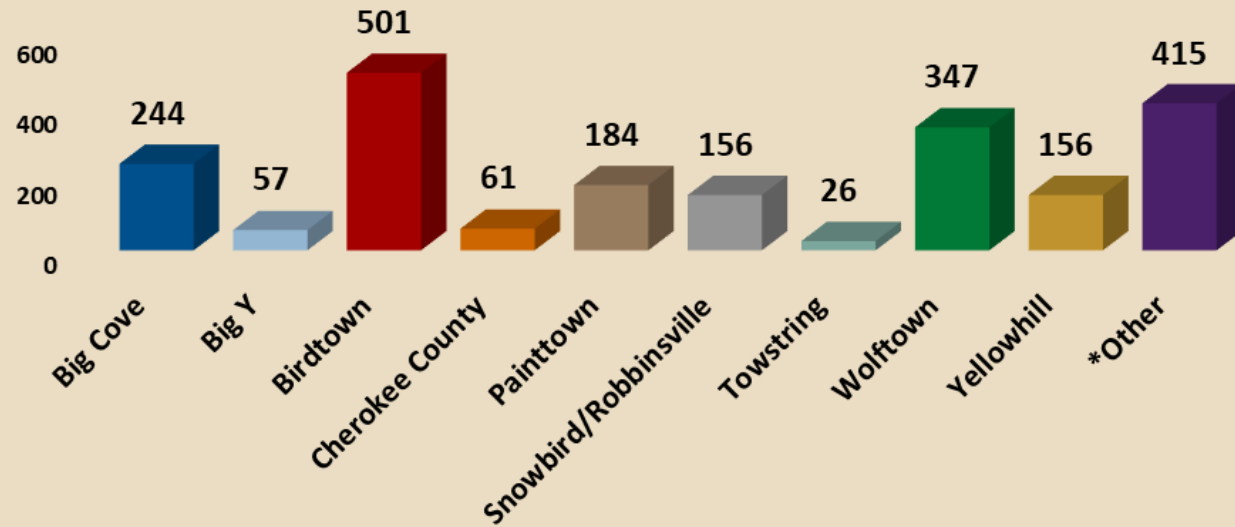
Percent of Positives that were Fully Vaccinated = **29%**

Percent of Positives that were Not Fully Vaccinated = **71%**

Created September 1, 2021



Total COVID-19 Positive Patients by Community Updated October 6, 2021



Since Noon Sept 29, 2021

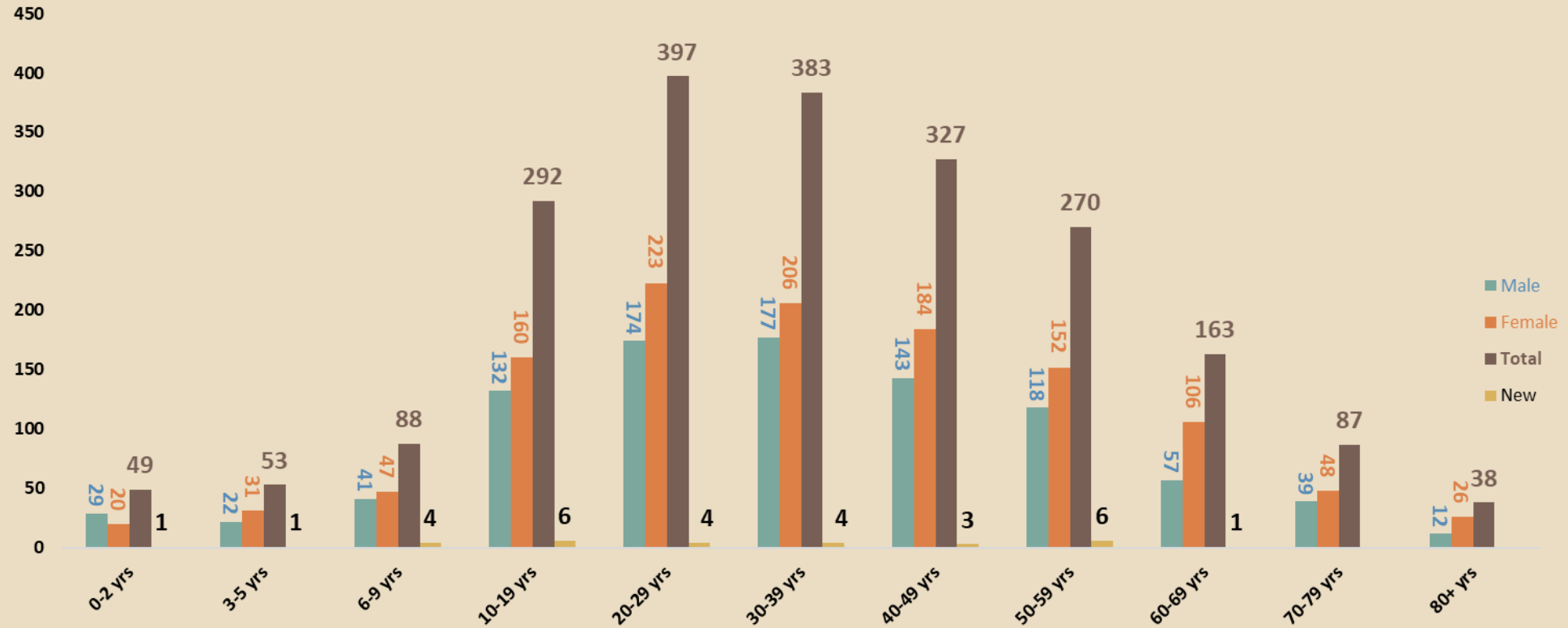
- | | |
|------------------|----------------|
| Big Cove = 3 | Snowbird = 1 |
| Big Y = 0 | Towstring = 0 |
| Birdtown = 13 | Wolftown = 1 |
| Cherokee Co. = 2 | Yellowhill = 1 |
| Painttown = 1 | Other = 8 |

**Other includes positives residing outside listed communities or those who did not report community.*

Revised October 23, 2020



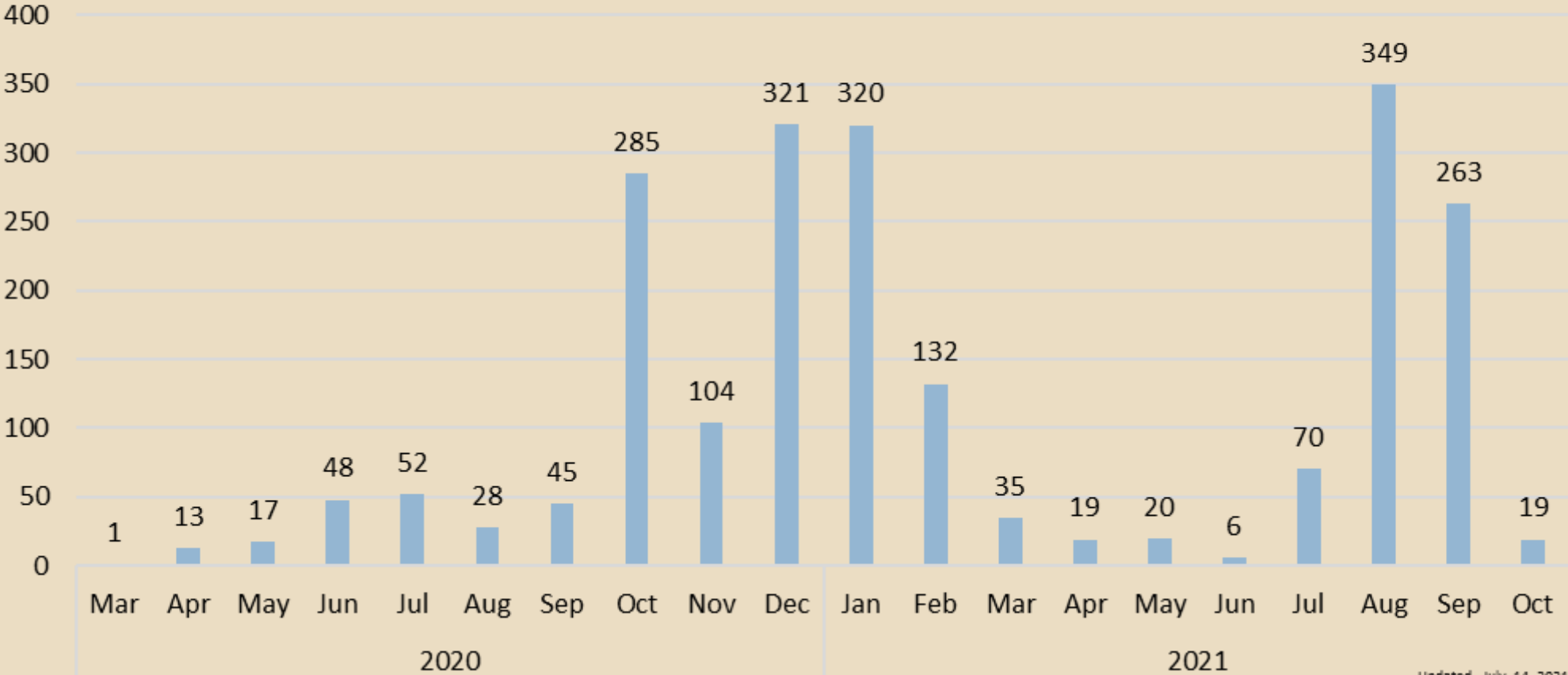
COVID-19 Positive Patients by Age Group And Gender Updated October 6, 2021



Updated August 18, 2021



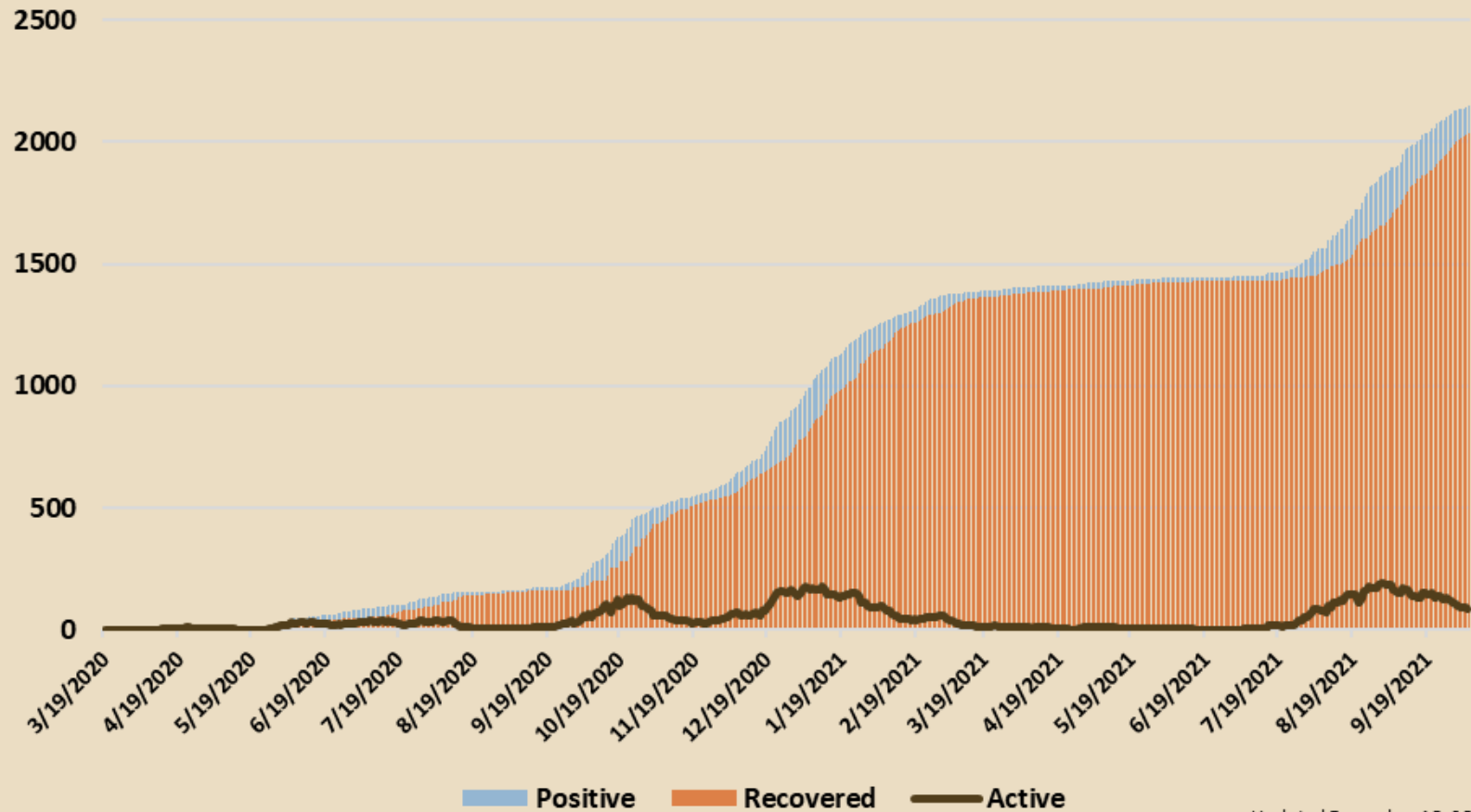
COVID-19 Positive Cases by Month As of October 6, 2021



Updated July 14, 2021



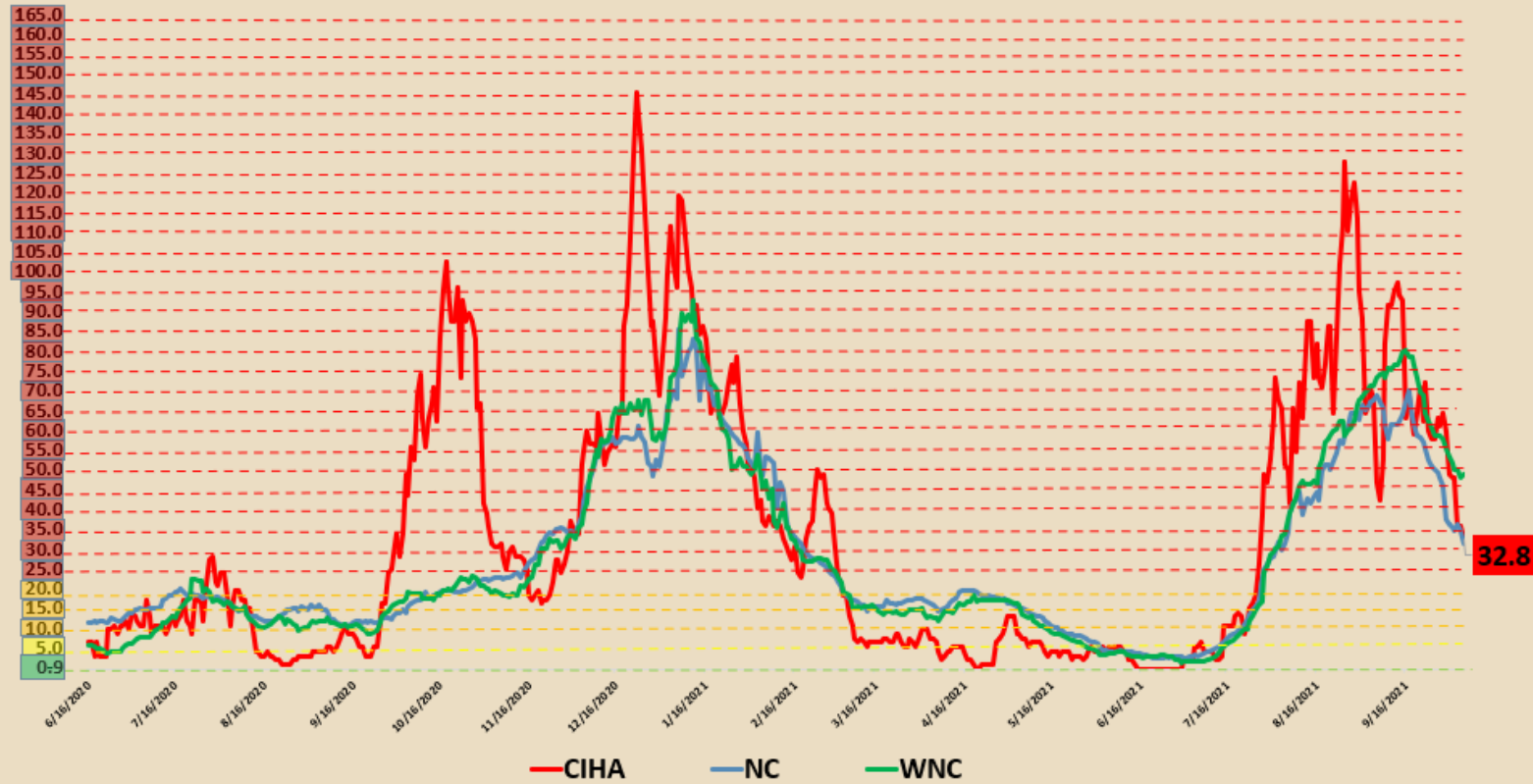
Total Positive, Total Recovered, and Current Active Cases Updated October 6, 2021



Updated December 18, 2020



COVID-19 Daily New Reported Cases per 100,000 (7 day rolling average) CIHA, WNC, NC Updated October 6, 2021



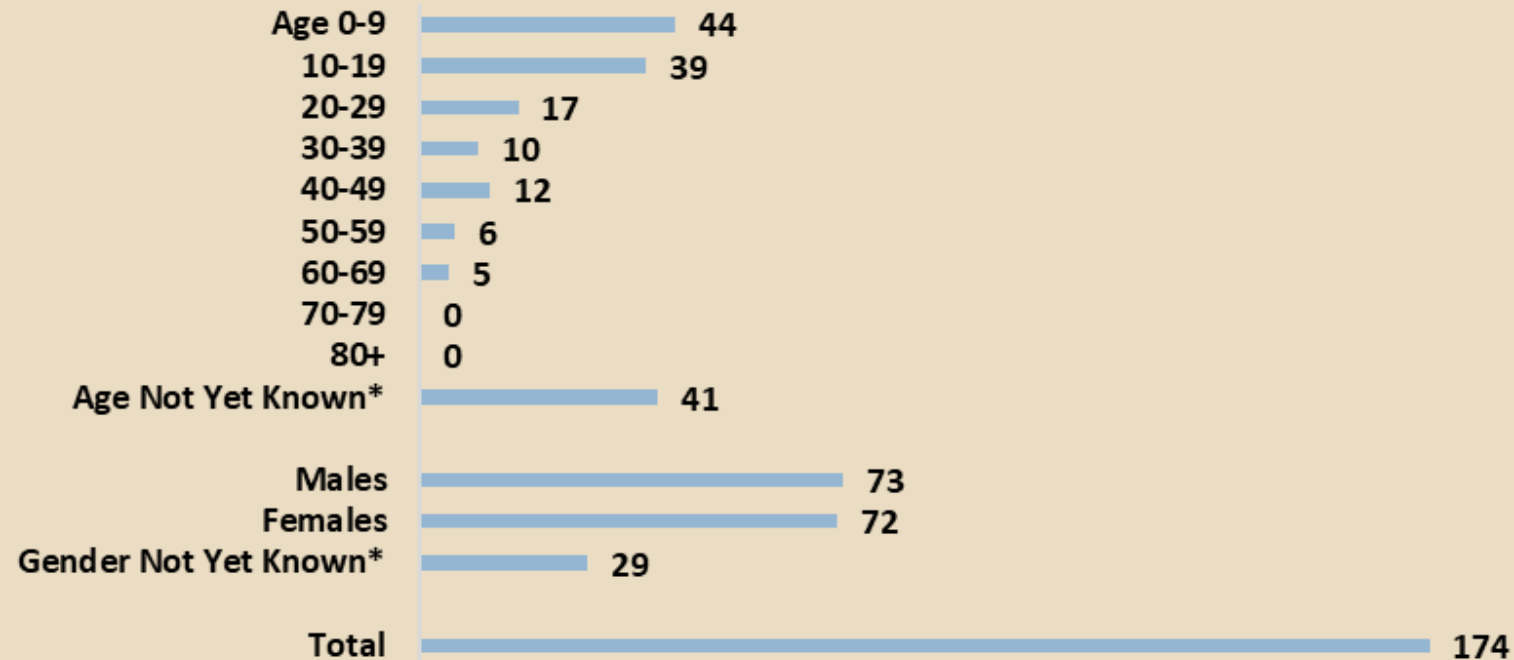
COVID Risk Levels

- Green**= TAKE EVERYDAY COVID-19 PRECAUTIONS. Less than 1 case per 100,000 on a 7 day rolling average.
- Yellow**= INCREASE EFFORTS TO LIMIT PERSONAL EXPOSURE. 1-9 cases per 100,000 on a 7 day rolling average.
- Orange**= LIMIT EVERYDAY ACTIVITIES TO INCREASE SAFETY. 10-24 cases per 100,000 on a 7 day rolling average.
- Red**= TAKE STRONG MEASURES TO LIMIT ALL CONTACT. 25+ cases per 100,000 on a 7 day rolling average.

Revised December 23, 2020



Direct Contacts That Are Currently Being Monitored and Under Home Quarantine Updated October 6, 2021



*Not yet knowns may be recently added contacts or contacts that declined to provide certain information.

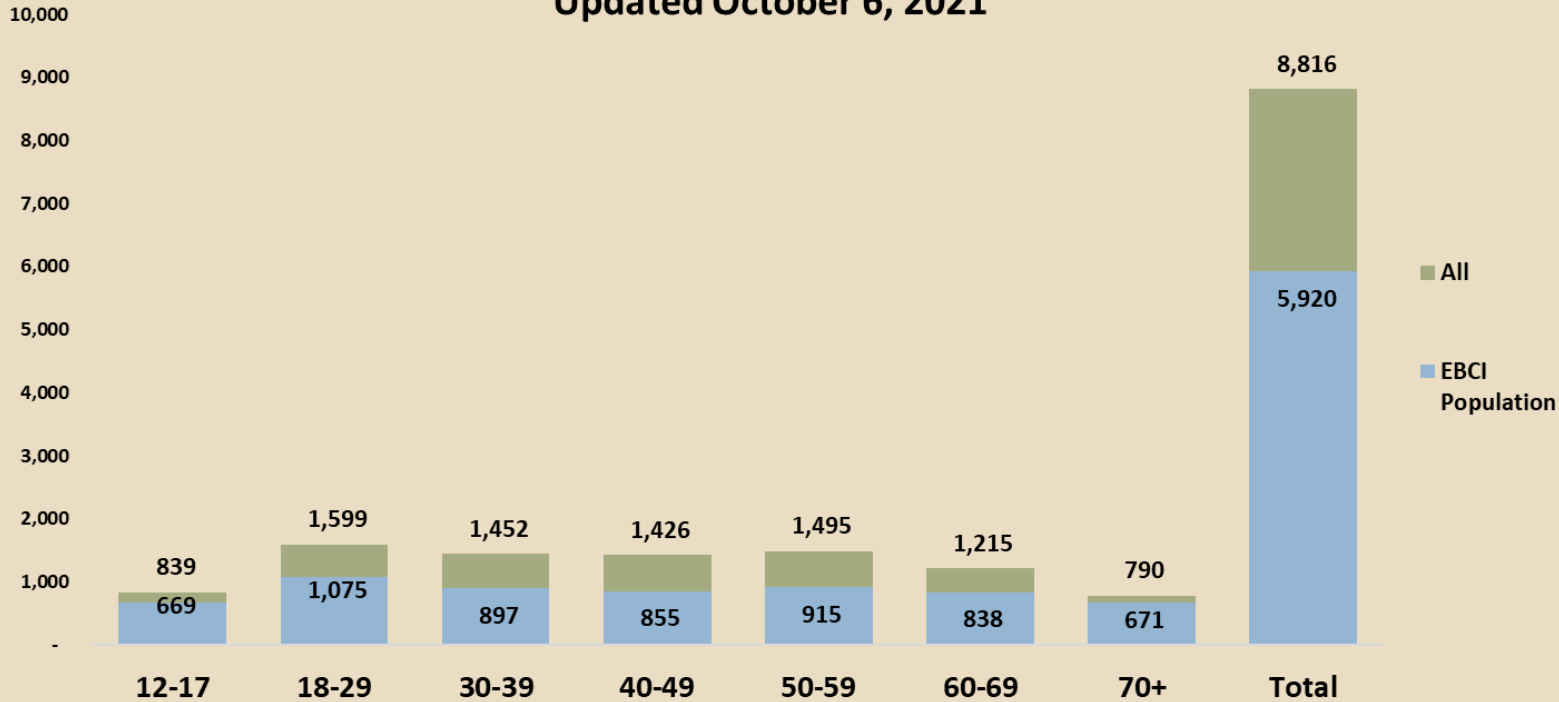
Created October 7, 2020



EBCI COVID-19 Vaccination Data

Number of People That Have Received at Least One Shot by Age Group

Updated October 6, 2021



*This vaccination data represents all COVID-19 vaccines administered by Cherokee Indian Hospital and EBCI Public Health and Human Services.

**Pfizer and Moderna COVID-19 vaccines are given in a two shot series. For Pfizer, the second shot is given 3 weeks after the first shot. For Moderna, the second shot is given 4 weeks after the first shot.

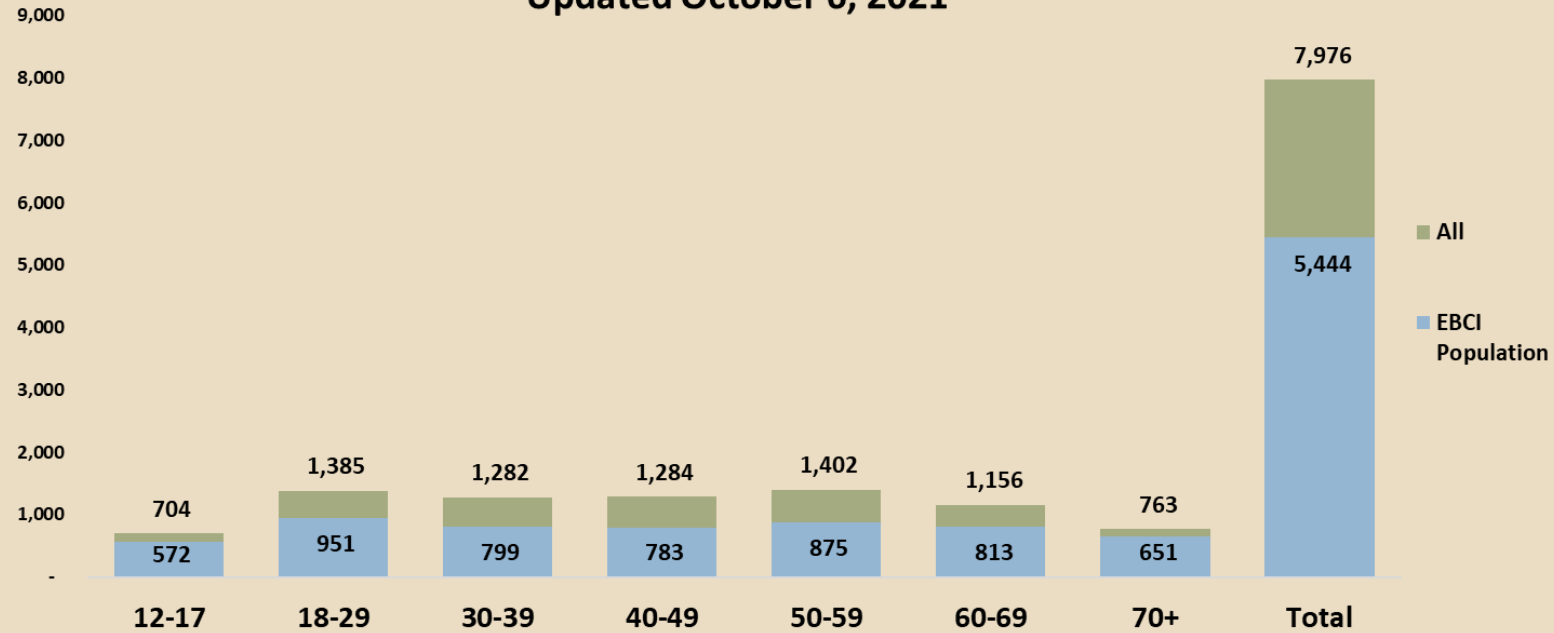
*** Johnson & Johnson is a one shot vaccine and is included in both "Received at Least On Shot" and "Fully Vaccinated" charts.

****EBCI population is based on Cherokee Indian Hospital's American Indian and Alaskan Native active user population that live on Haywood, Jackson, Swain, Graham, and Cherokee Counties. EBCI population as of 5/3/2021 = 11,482.

Updated May 6, 2021



EBCI COVID-19 Vaccination Data Number of People That Are Fully Vaccinated by Age Group Updated October 6, 2021



Total Shots Given: 16,996

*This vaccination data represents all COVID-19 vaccines administered by Cherokee Indian Hospital and EBCI Public Health and Human Services.

**Pfizer and Moderna COVID-19 vaccines are given in a two shot series. For Pfizer, the second shot is given 3 weeks after the first shot. For Moderna, the second shot is given 4 weeks after the first shot.

*** Johnson & Johnson is a one shot vaccine and is included in both "Received at Least One Shot" and "Fully Vaccinated" data.

****EBCI population is based on Cherokee Indian Hospital's American Indian and Alaskan Native active user population that live on Haywood, Jackson, Swain, Graham, and Cherokee Counties.

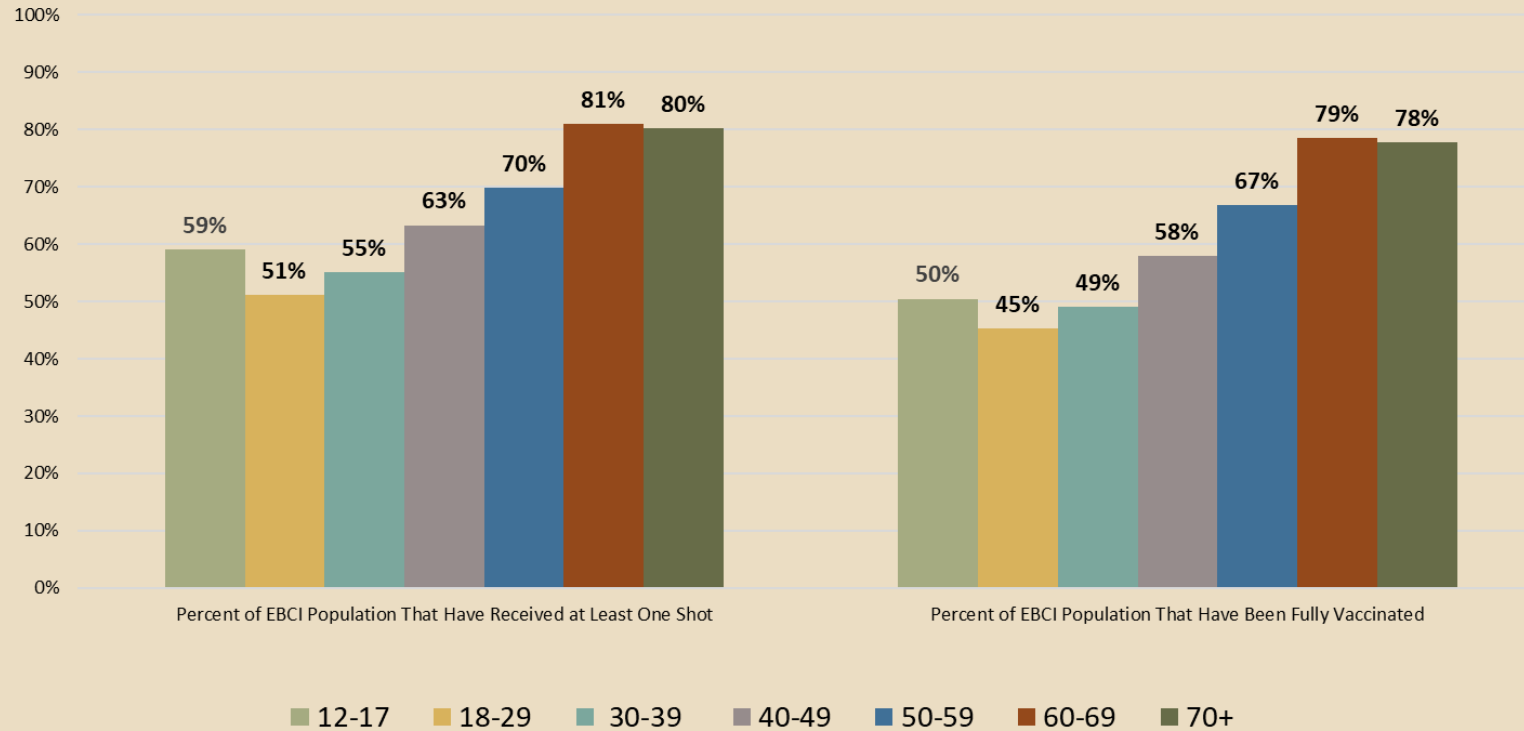
EBCI population as of 5/3/2021 = 11,482.

*****Total Shots Given is the total of first, second, and any additional shots given.

Updated May 6, 2021



Current Percent of Population COVID-19 Vaccinated by Age Group Updated October 6, 2021

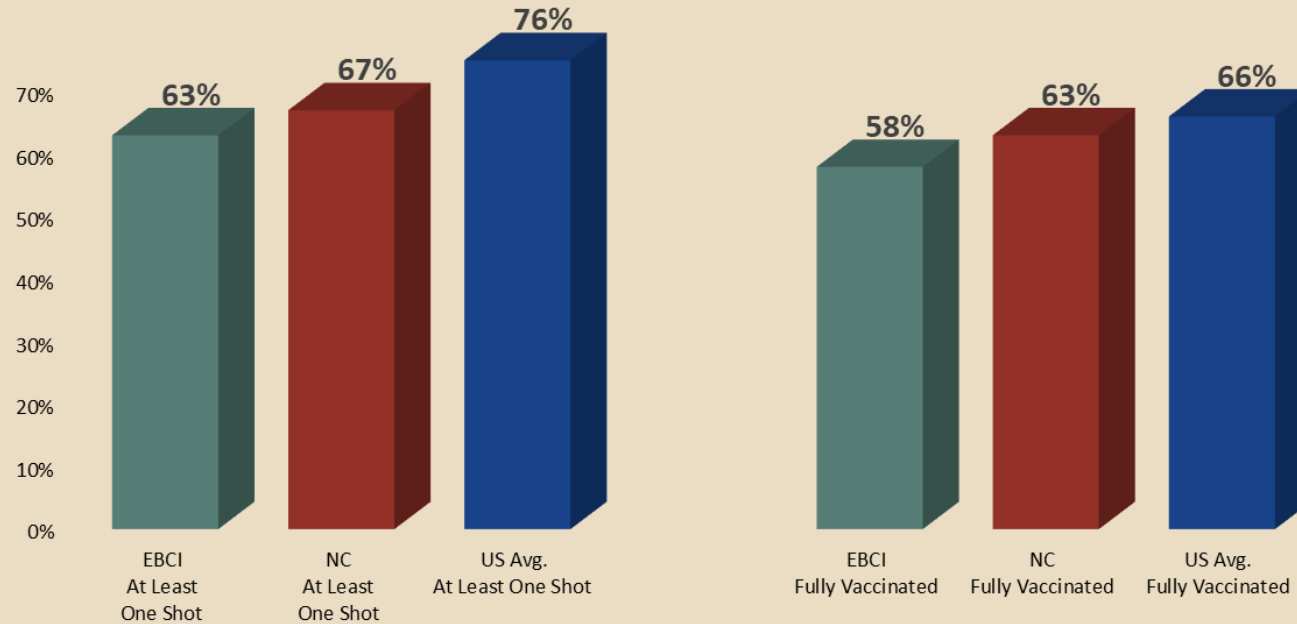


*EBCI vaccination data represents all American Indians and Alaskan Natives that have been vaccinated through Cherokee Indian Hospital or EBCI Public Health and Human Services.
 **Pfizer and Moderna COVID-19 vaccines are given in a two shot series. For Pfizer, the second shot is given 3 weeks after the first shot. For Moderna, the second shot is given 4 weeks after the first shot.
 ***EBCI population is based on Cherokee Indian Hospital's American Indian and Alaskan Native active user population that live on Haywood, Jackson, Swain, Graham, and Cherokee Counties. EBCI population as of 5/3/2021 = 11,482.

Updated May 6, 2021



Current Percent of 12+ Population COVID-19 Vaccinated Updated October 6, 2021



*EBCI vaccination data represents all American Indians and Alaskan Natives that have been vaccinated through Cherokee Indian Hospital or EBCI Public Health and Human Services.

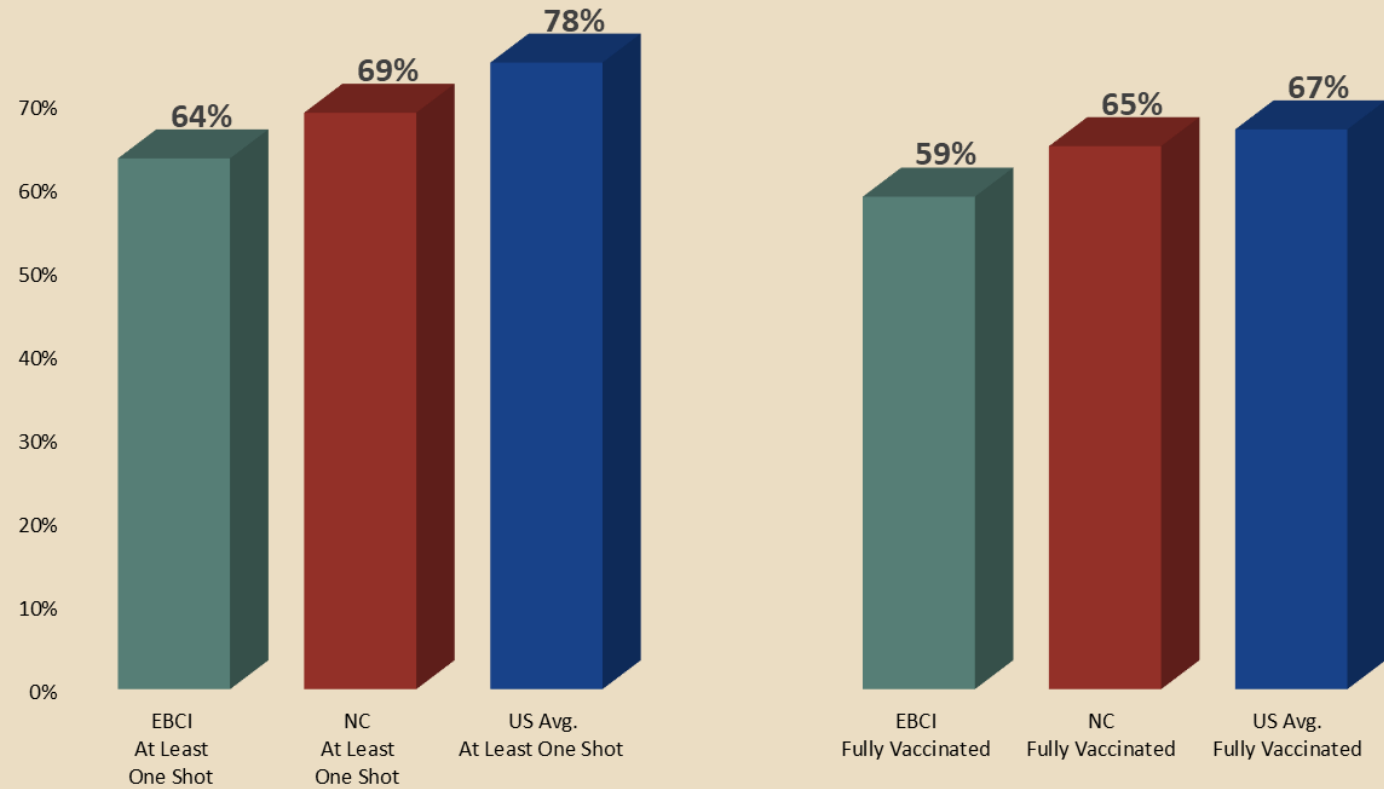
**Pfizer and Moderna COVID-19 vaccines are given in a two shot series. For Pfizer, the second shot is given 3 weeks after the first shot. For Moderna, the second shot is given 4 weeks after the first shot.

***EBCI population is based on Cherokee Indian Hospital's American Indian and Alaskan Native active user population that live on Haywood, Jackson, Swain, Graham, and Cherokee Counties. EBCI population as of 5/3/2021 = 11,482.

Created June 28, 2021



Current Percent of 18+ Population COVID-19 Vaccinated Updated October 6, 2021



*EBCI vaccination data represents all American Indians and Alaskan Natives that have been vaccinated through Cherokee Indian Hospital or EBCI Public Health and Human Services.

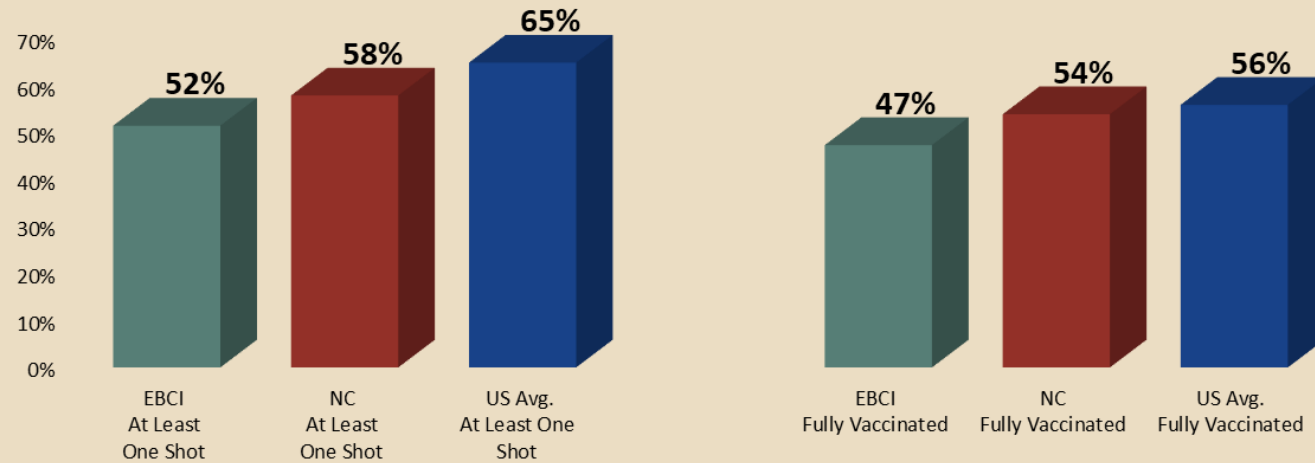
**Pfizer and Moderna COVID-19 vaccines are given in a two shot series. For Pfizer, the second shot is given 3 weeks after the first shot. For Moderna, the second shot is given 4 weeks after the first shot.

***EBCI population is based on Cherokee Indian Hospital's American Indian and Alaskan Native active user population that live on Haywood, Jackson, Swain, Graham, and Cherokee Counties. EBCI population as of 5/3/2021 = 11,482.

Created May 6, 2021



Current Percent of Population COVID-19 Vaccinated Updated October 6, 2021



Percent of EBCI Population That Received At Least One Shot by Community

3200 Acre Tract = 66%	Snowbird/Robbinsville = 30%
Big Cove/Towstring = 59%	Wolfstown = 58%
Big Y = 61%	Yellowhill = 58%
Birdtown = 54%	Other in the 5 County Area = 43%
Cherokee Co. = 42%	Total = 52%
Painttown = 59%	

*EBCI vaccination data represents all American Indians and Alaskan Natives that have been vaccinated through Cherokee Indian Hospital or EBCI Public Health and Human Services.

**Pfizer and Moderna COVID-19 vaccines are given in a two shot series. For Pfizer, the second shot is given 3 weeks after the first shot. For Moderna, the second shot is given 4 weeks after the first shot.

***EBCI population is based on Cherokee Indian Hospital's American Indian and Alaskan Native active user population that live on Haywood, Jackson, Swain, Graham, and Cherokee Counties. EBCI population as of 5/3/2021 = 11,482.

Updated July 13, 2021

