


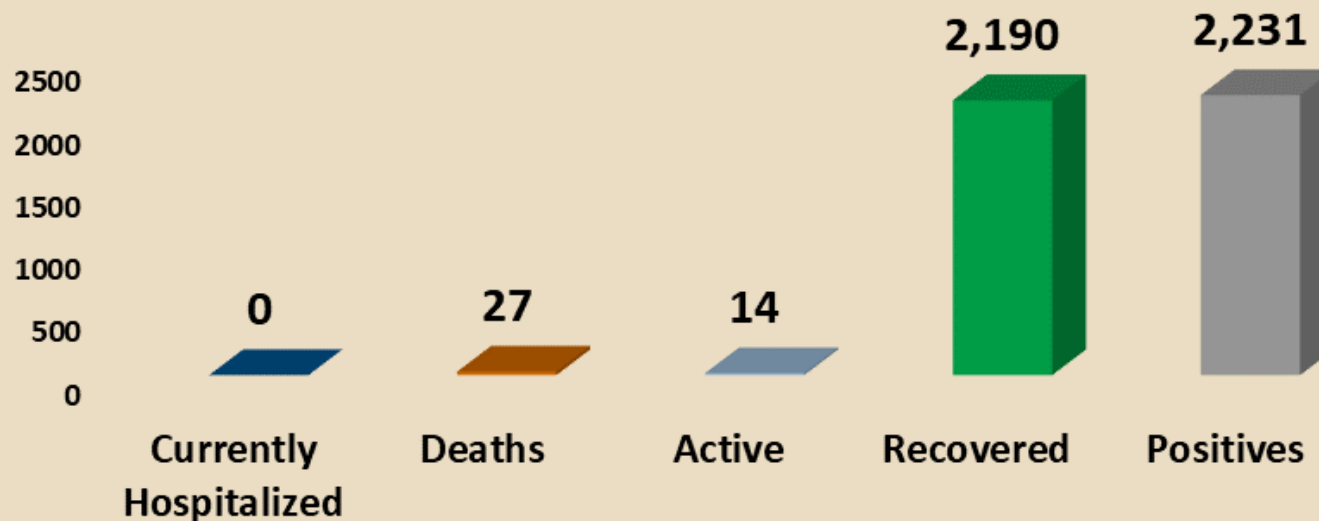


EBCI COVID-19 DATA  
UPDATED NOVEMBER 17, 2021

Updated Every Wednesday



## Total Positive COVID-19 Patient Outcomes Updated November 17, 2021



### Since Noon Nov 10, 2021

New Hospitalizations = 0  
New Deaths = 0  
New Recovered = 9  
New Positives = 11  
New Negatives = 163

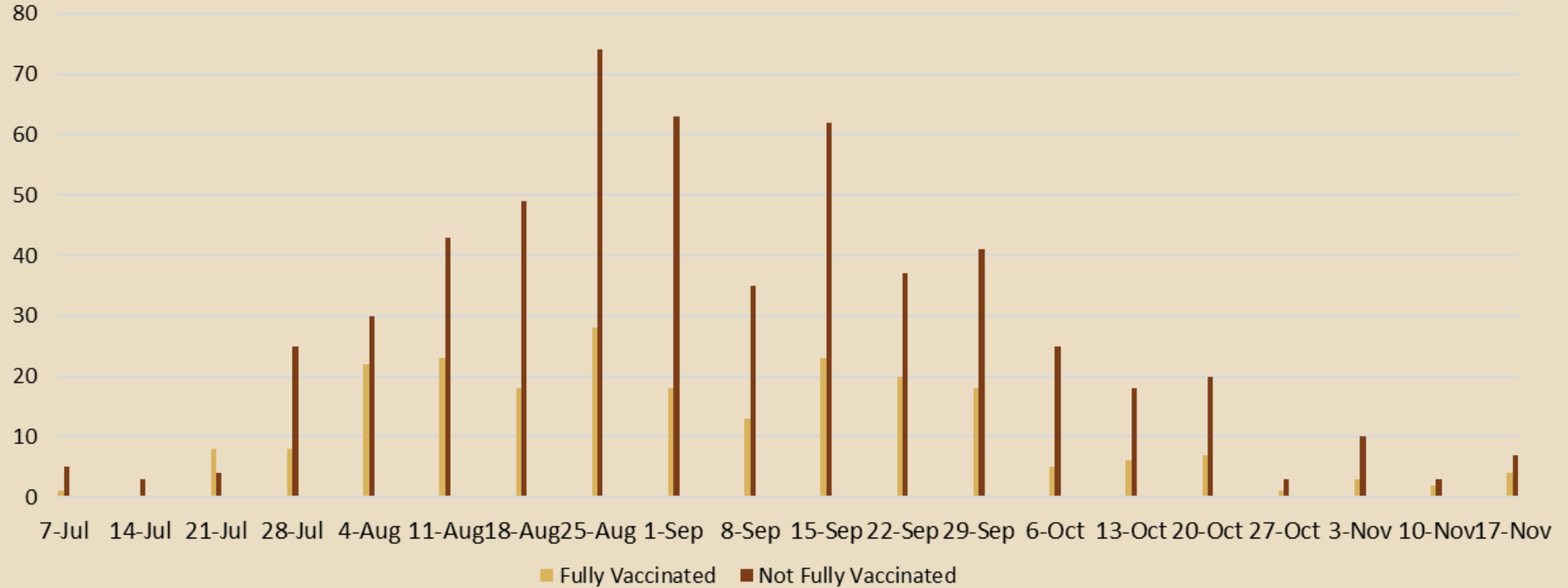
### Testing Data

Total Tests Administered = 36,396  
Total Negative Tests = 34,113  
Pending Tests = 52

Revised December 2, 2020



## Vaccination Status of COVID-19 Positive Patients Updated November 17, 2021



Since July 1st, 2021, Total Positives = **785**

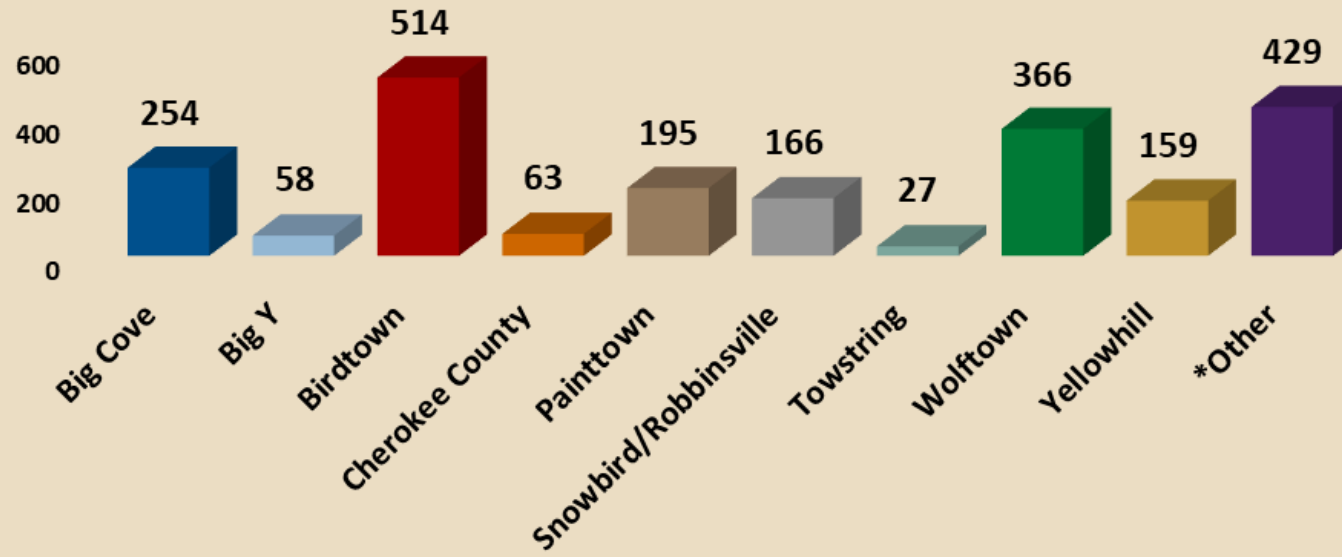
Percent of Positives that were Fully Vaccinated = **29%**

Percent of Positives that were Not Fully Vaccinated = **71%**

Created September 1, 2021



## Total COVID-19 Positive Patients by Community Updated November 17, 2021



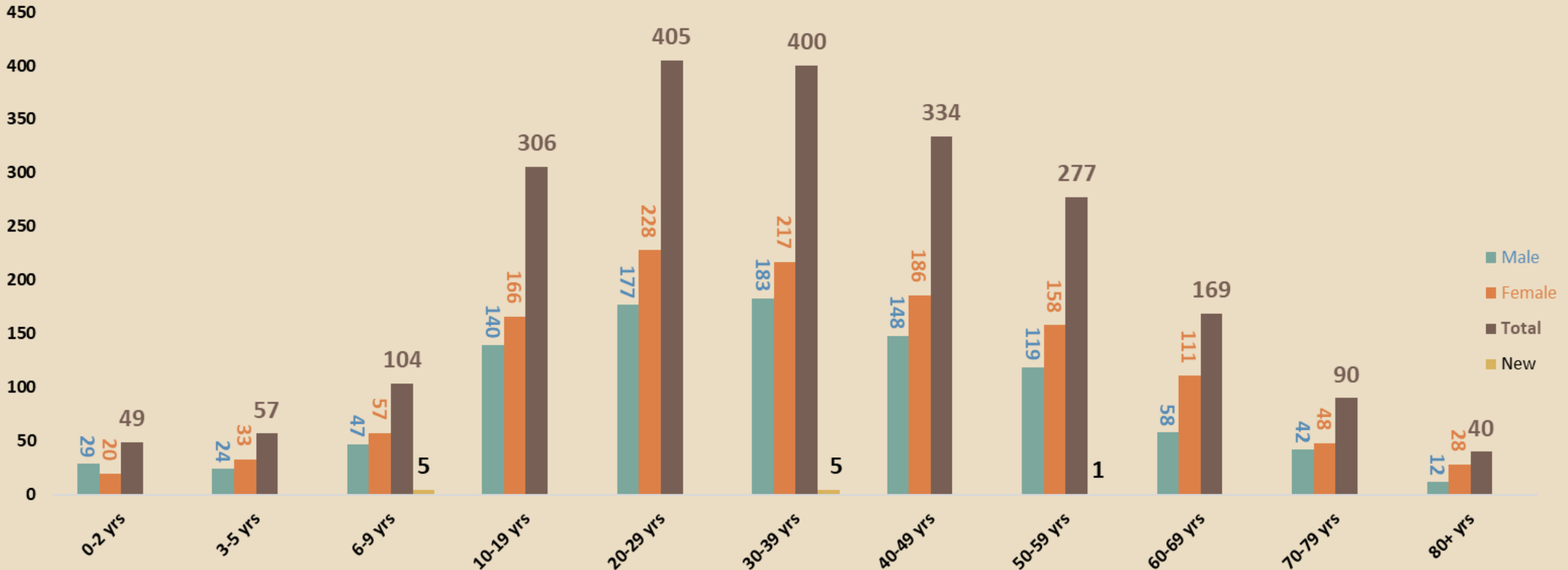
### Since Noon Nov 10, 2021

Big Cove = 1	Snowbird = 1
Big Y = 0	Towstring = 0
Birdtown = 4	Wolfstown = 1
Cherokee Co. = 0	Yellowhill = 0
Painttown = 1	Other = 3

*\*Other includes positives residing outside listed communities or those who did not report community.* Revised October 23, 2020



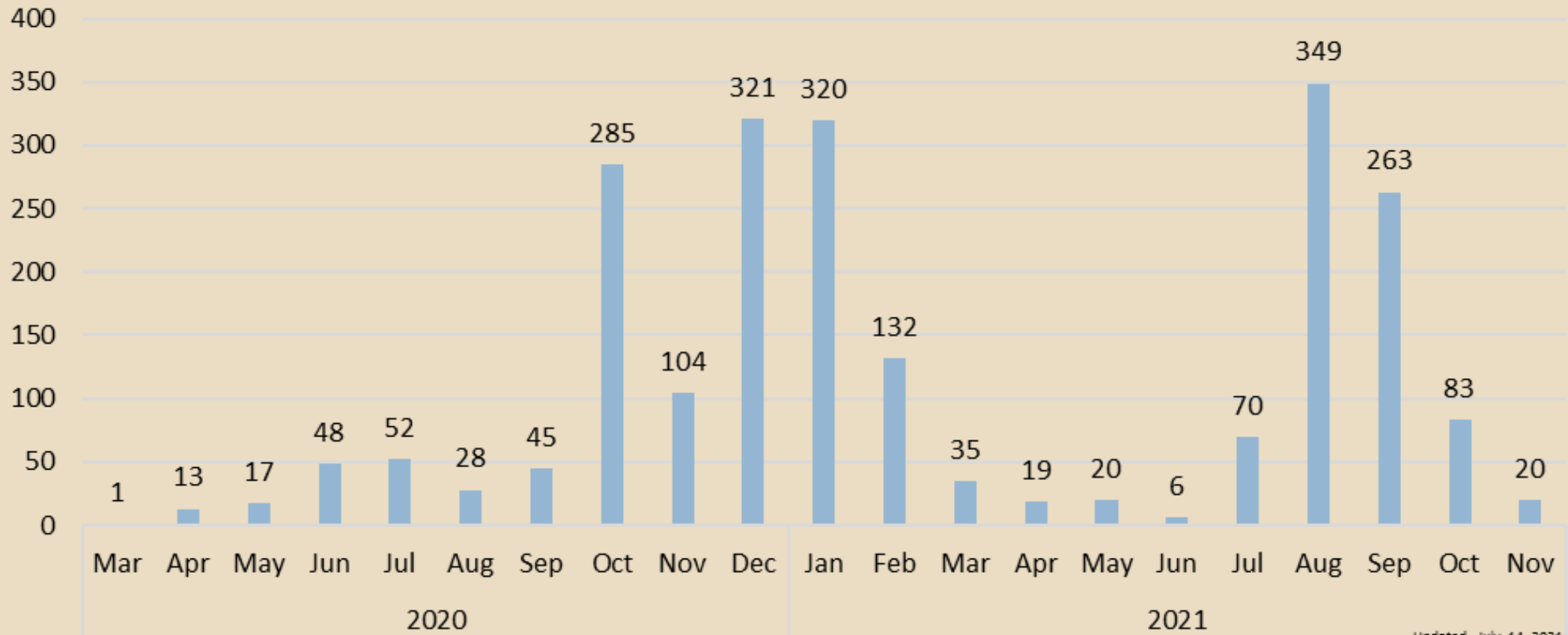
### COVID-19 Positive Patients by Age Group And Gender Updated November 17, 2021



Updated August 18, 2021



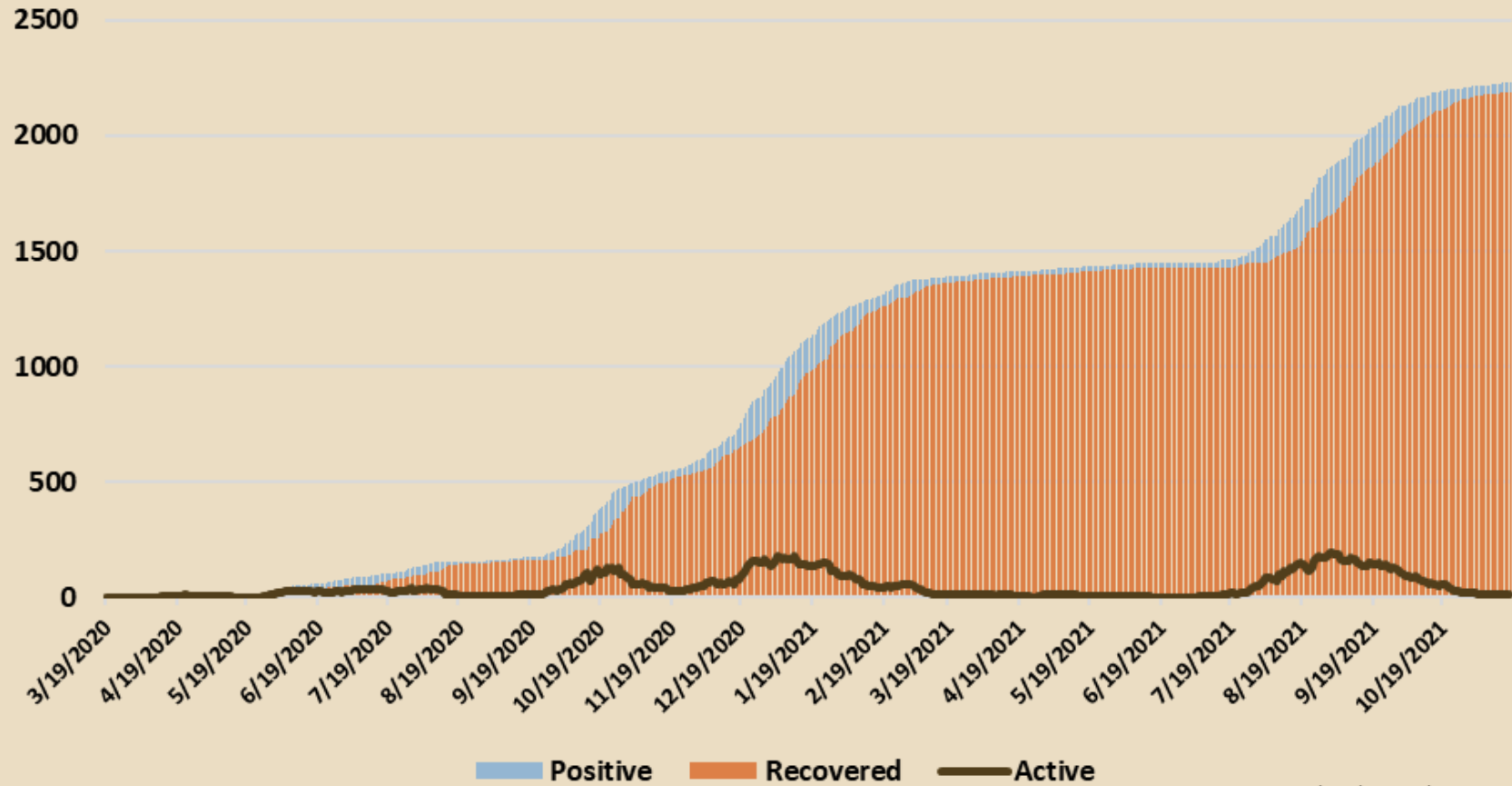
## COVID-19 Positive Cases by Month As of November 17, 2021



Updated July 14, 2021



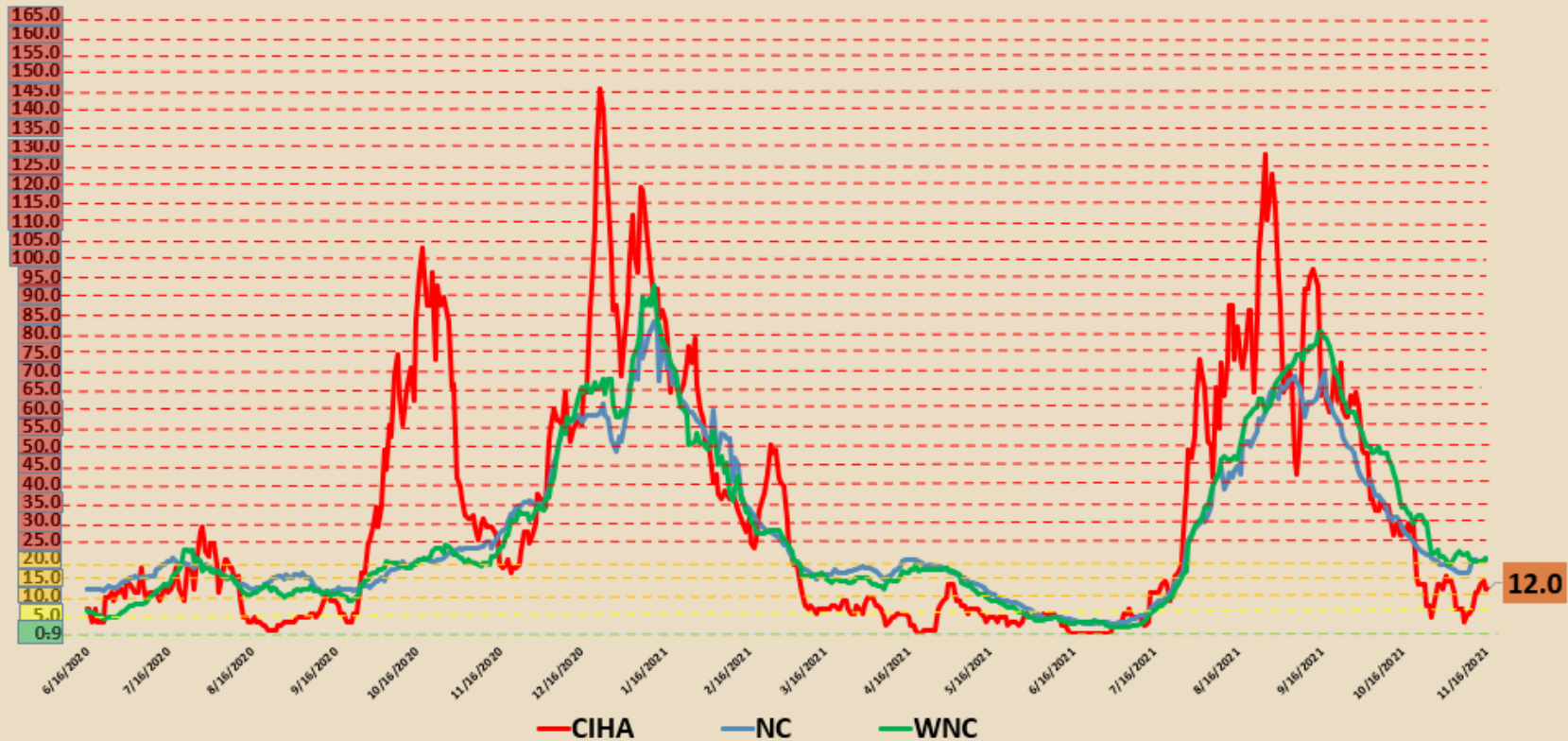
## Total Positive, Total Recovered, and Current Active Cases Updated November 17, 2021



Updated December 18, 2020



## COVID-19 Daily New Reported Cases per 100,000 (7 day rolling average) CIHA, WNC, NC Updated November 17, 2021



### COVID Risk Levels


- Green**= TAKE EVERYDAY COVID-19 PRECAUTIONS. Less than 1 case per 100,000 on a 7 day rolling average.
- Yellow**= INCREASE EFFORTS TO LIMIT PERSONAL EXPOSURE. 1-9 cases per 100,000 on a 7 day rolling average.
- Orange**= LIMIT EVERYDAY ACTIVITIES TO INCREASE SAFETY. 10-24 cases per 100,000 on a 7 day rolling average.
- Red**= TAKE STRONG MEASURES TO LIMIT ALL CONTACT. 25+ cases per 100,000 on a 7 day rolling average.

Revised December 23, 2020





## Direct Contacts That Are Currently Being Monitored and Under Home Quarantine Updated November 17, 2021



\*Not yet knowns may be recently added contacts or contacts that declined to provide certain information.


Created October 7, 2020



## EBCI COVID-19 Vaccination Data

### Number of People That Have Received at Least One Shot by Age Group

Updated November 17, 2021

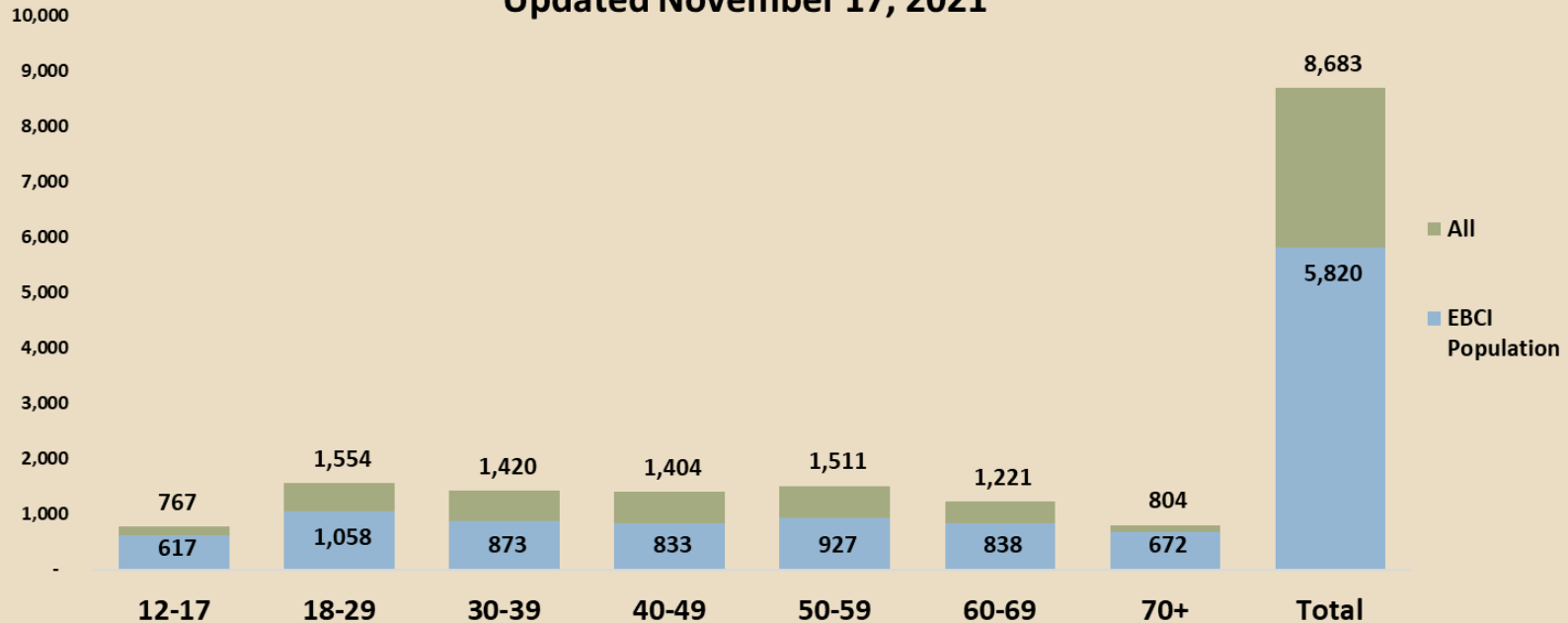


\*This vaccination data represents all COVID-19 vaccines administered by Cherokee Indian Hospital and EBCI Public Health and Human Services.  
 \*\*Pfizer and Moderna COVID-19 vaccines are given in a two shot series. For Pfizer, the second shot is given 3 weeks after the first shot. For Moderna, the second shot is given 4 weeks after the first shot.  
 \*\*\* Johnson & Johnson is a one shot vaccine and is included in both "Received at Least On Shot" and "Fully Vaccinated" charts.  
 \*\*\*\*EBCI population is based on Cherokee Indian Hospital's American Indian and Alaskan Native active user population that live on Haywood, Jackson, Swain, Graham, and Cherokee Counties. EBCI population as of 5/3/2021 = 11,482.

Updated May 6, 2021



## EBCI COVID-19 Vaccination Data Number of People That Are Fully Vaccinated by Age Group Updated November 17, 2021



**Total Shots Given: 20,366**

\*This vaccination data represents all COVID-19 vaccines administered by Cherokee Indian Hospital and EBCI Public Health and Human Services.

\*\*Pfizer and Moderna COVID-19 vaccines are given in a two shot series. For Pfizer, the second shot is given 3 weeks after the first shot. For Moderna, the second shot is given 4 weeks after the first shot.

\*\*\* Johnson & Johnson is a one shot vaccine and is included in both "Received at Least On Shot" and "Fully Vaccinated" data.

\*\*\*\*EBCI population is based on Cherokee Indian Hospital's American Indian and Alaskan Native active user population that live on Haywood, Jackson, Swain, Graham, and Cherokee Counties.

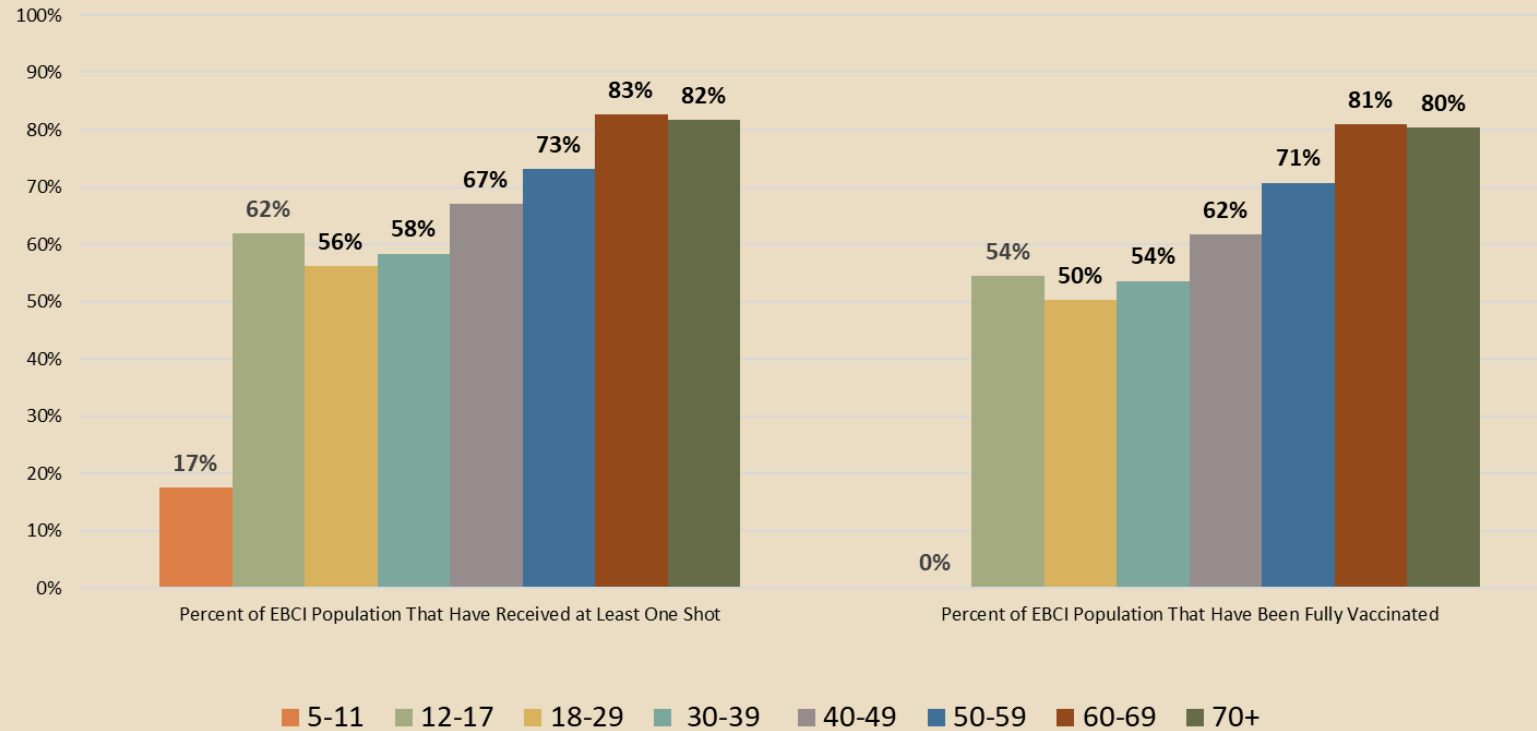
EBCI population as of 5/3/2021 = 11,482.

\*\*\*\*\*Total Shots Given is the total of first, second, and any additional shots given.

Updated May 6, 2021



## Current Percent of Population COVID-19 Vaccinated by Age Group Updated November 17, 2021

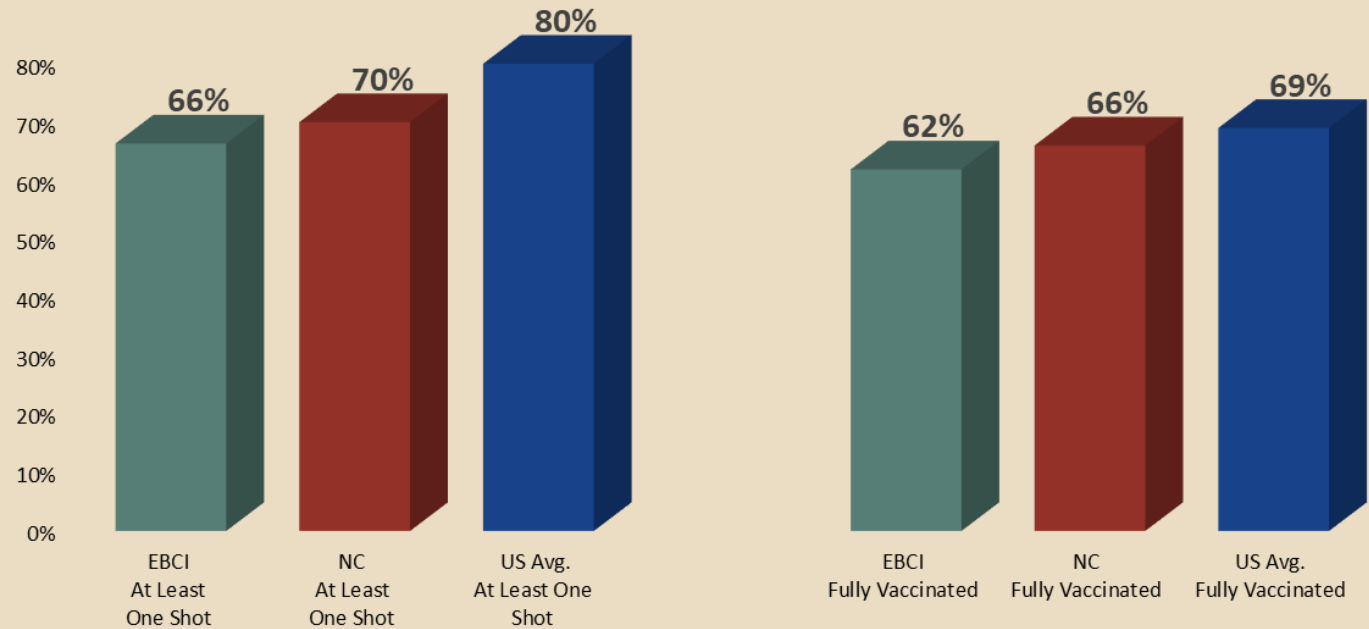


\*EBCI vaccination data represents all American Indians and Alaskan Natives that have been vaccinated through Cherokee Indian Hospital or EBCI Public Health and Human Services.  
 \*\*Pfizer and Moderna COVID-19 vaccines are given in a two shot series. For Pfizer, the second shot is given 3 weeks after the first shot. For Moderna, the second shot is given 4 weeks after the first shot.  
 \*\*\*EBCI population is based on Cherokee Indian Hospital's American Indian and Alaskan Native active user population that live on Haywood, Jackson, Swain, Graham, and Cherokee Counties. EBCI population as of 5/3/2021 = 11,482.

Updated May 6, 2021



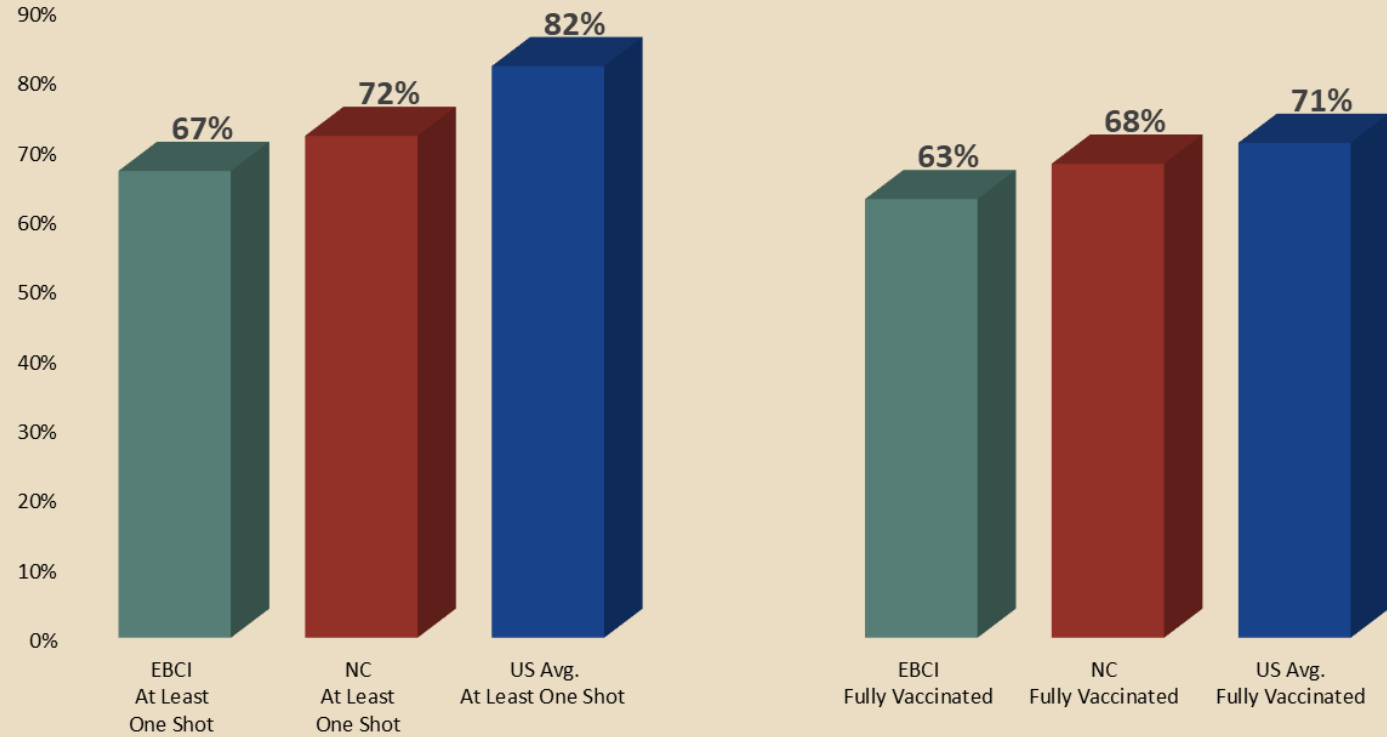
## Current Percent of 12+ Population COVID-19 Vaccinated Updated November 17, 2021



\*EBCI vaccination data represents all American Indians and Alaskan Natives that have been vaccinated through Cherokee Indian Hospital or EBCI Public Health and Human Services.  
 \*\*Pfizer and Moderna COVID-19 vaccines are given in a two shot series. For Pfizer, the second shot is given 3 weeks after the first shot. For Moderna, the second shot is given 4 weeks after the first shot.  
 \*\*\*EBCI population is based on Cherokee Indian Hospital's American Indian and Alaskan Native active user population that live on Haywood, Jackson, Swain, Graham, and Cherokee Counties. EBCI population as of 5/3/2021 = 11,482.  
 Created June 28, 2021



## Current Percent of 18+ Population COVID-19 Vaccinated Updated November 17, 2021



\*EBCI vaccination data represents all American Indians and Alaskan Natives that have been vaccinated through Cherokee Indian Hospital or EBCI Public Health and Human Services.

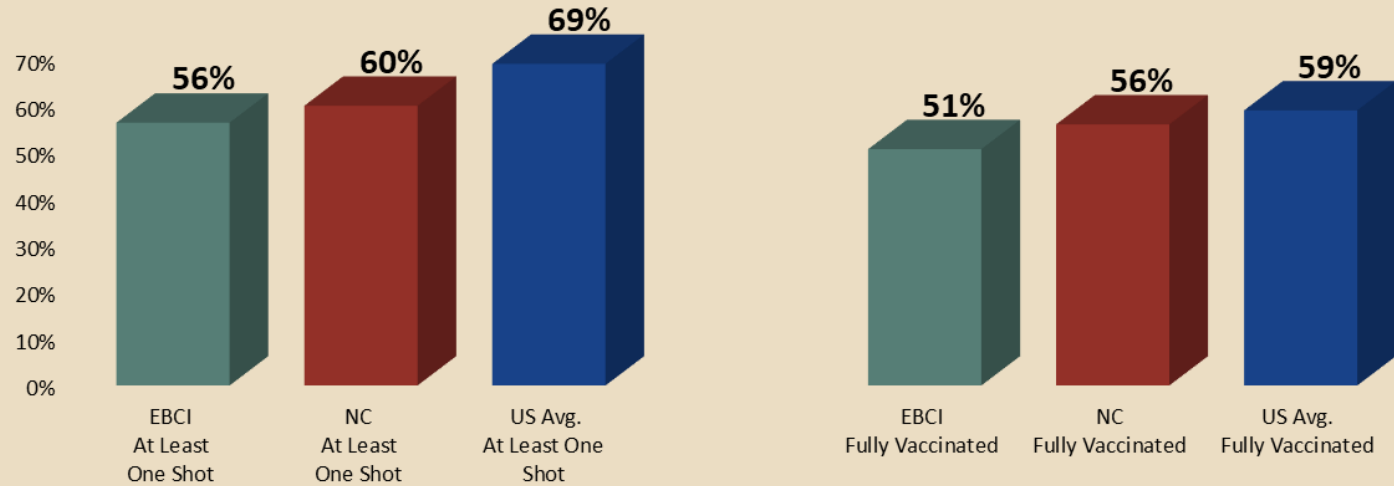
\*\*Pfizer and Moderna COVID-19 vaccines are given in a two shot series. For Pfizer, the second shot is given 3 weeks after the first shot. For Moderna, the second shot is given 4 weeks after the first shot.

\*\*\*EBCI population is based on Cherokee Indian Hospital's American Indian and Alaskan Native active user population that live on Haywood, Jackson, Swain, Graham, and Cherokee Counties. EBCI population as of 5/3/2021 = 11,482.

Created May 6, 2021



## Current Percent of Population COVID-19 Vaccinated Updated November 17, 2021



### Percent of EBCI Population That Received At Least One Shot by Community

3200 Acre Tract = 69%	Snowbird/Robbinsville = 32%
Big Cove/Towstring = 64%	Wolftown = 65%
Big Y = 65%	Yellowhill = 63%
Birdtown = 59%	Other in the 5 County Area = 47%
Cherokee Co. = 46%	Total = 56%
Painttown = 64%	

\*EBCI vaccination data represents all American Indians and Alaskan Natives that have been vaccinated through Cherokee Indian Hospital or EBCI Public Health and Human Services.  
 \*\*Pfizer and Moderna COVID-19 vaccines are given in a two shot series. For Pfizer, the second shot is given 3 weeks after the first shot. For Moderna, the second shot is given 4 weeks after the first shot.  
 \*\*\*EBCI population is based on Cherokee Indian Hospital's American Indian and Alaskan Native active user population that live on Haywood, Jackson, Swain, Graham, and Cherokee Counties. EBCI population as of 5/3/2021 = 11,482.

Updated July 13, 2021

